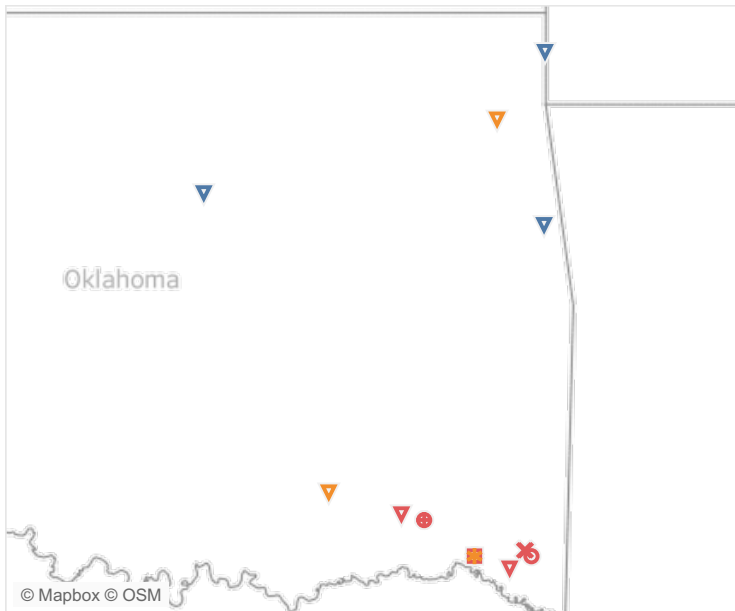


Timber Product Output and Use Oklahoma, 2020

Oklahoma forests accounted for a total of 111,953 thousand cubic feet (MCF) of timber products while the forest products industry produced a total of 150,029 MCF within the State.

This resource update contains the findings of a survey conducted on a sample of all primary wood-using mills in Oklahoma. It complements the Forest Inventory and Analysis (FIA) annual inventory of volume and removals. The survey was conducted to determine the amount and source of wood receipts and annual timber product imports/exports. Only primary wood-using mills were surveyed. Primary mills are those that process roundwood in log or bolt form or as chipped roundwood. Examples of industrial roundwood products are saw logs, pulpwood, veneer logs, poles, and logs used for composite board products. Mills producing products from residues generated at primary and secondary processors were not surveyed. Data used in this update were accessed from the FIA Timber Product Output database (see back page).



- Biomass/energy plant
- ✕ Composite Panel/Eng. Wood Product mill
- Pole mill
- ⊕ Post mill
- * Pulp/Paper mill
- ▽ Saw mill (includes coop/stave, handle)
- Hardwood
- Hardwood/Softwood
- Softwood



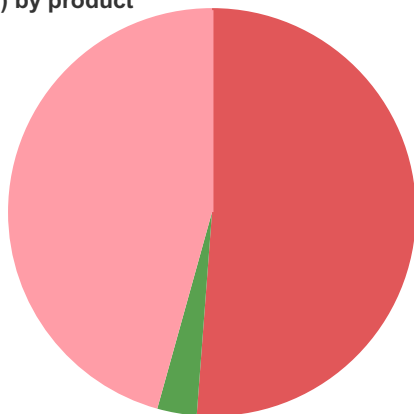
Oklahoma had a total production of 111,953 MCF in 2020.



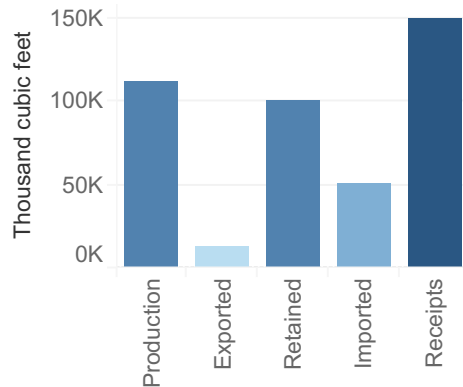
There are about 14 primary wood processing mills accounting for production in the State.

Statewide roundwood production (% of total) by product

Miscellaneous	50.78%	■
Saw logs	45.60%	■
Poles/Posts/Pilings	3.62%	■



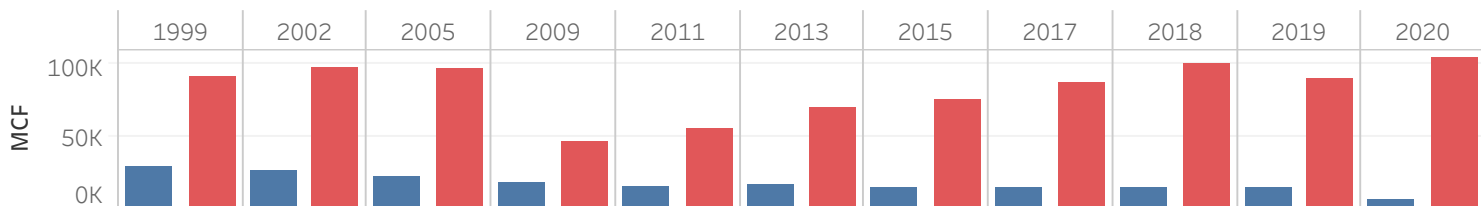
*Misc. includes all roundwood uses not listed



Oklahoma imported 50,532 MCF into the State and exported 12,456 MCF out of the State making them a net importer of roundwood.

Total roundwood production over time

■ Max. Hardwood .. ■ Max. Softwood P..





Timber Product Output and Use for Oklahoma, 2020

How to cite this publication

USDA Forest Service. 2021. Timber Product Output and Use for Oklahoma, 2020. Resource Update FS-354. Asheville, NC: U.S. Department of Agriculture, Forest Service, 2 p. <https://doi.org/10.2737/FS-RU-354>

Archived Versions

This report can be found on the USDA Forest Service publication database (Treesearch at: <https://www.fs.usda.gov/treesearch>). Archived versions of resource updates can be found by searching Treesearch using keywords "Forest Inventory," "Timber products," and "Oklahoma"

Timber Product Output

The National Timber Product Output (TPO) section of the FIA program collects and reports estimates of industrial and nonindustrial uses of roundwood. Details of the TPO section and TPO data can be found here: <https://www.fia.fs.fed.us/program-features/tpo/>

Oklahoma

Additional Resources

The application that produced this resource update was developed using data from the USDA Forest Service Forest Inventory and Analysis TPO database: <https://public.tableau.com/views/TPOREPORTINGTOOL/MakeSelection?:showVizHome=no>

Tables for Oklahoma, 2020 can be found here: <https://https://doi.org/10.2737/FS-RU-354-Tables>

The FIA TPO one-click application can be found here: <https://public.tableau.com/views/FIATPOOneClickFactsheet/StateSelection?:showVizHome=no>

Detailed information about the FIA program can be found HERE: Bechtold, W.A.; Patterson, P.L., eds. 2005. The enhanced Forest Inventory and Analysis program—national sampling design and estimation procedures. Gen. Tech. Rep. SRS-80. Asheville, NC: U.S. Department of Agriculture Forest Service, Southern Research Station. 85 p. <https://doi.org/10.2737/SRS-GTR-80> .

Detailed information about the annual sample design can be found HERE: Coulston, John W.; Westfall, James A.; Wear, David N.; Edgar, Christopher B.; Prisley, Steven P.; Treiman, Thomas B.; Abt, Robert C.; Smith, W. Brad. 2018. Annual monitoring of US timber production: rationale and design. Forest Science. 64(5): 533-543 . <https://doi.org/10.1093/forsci/fxy010>

Note: Some of the above links will not be active until the resource update has been approved for official publication.