

United States  
Department of  
Agriculture

Forest Service

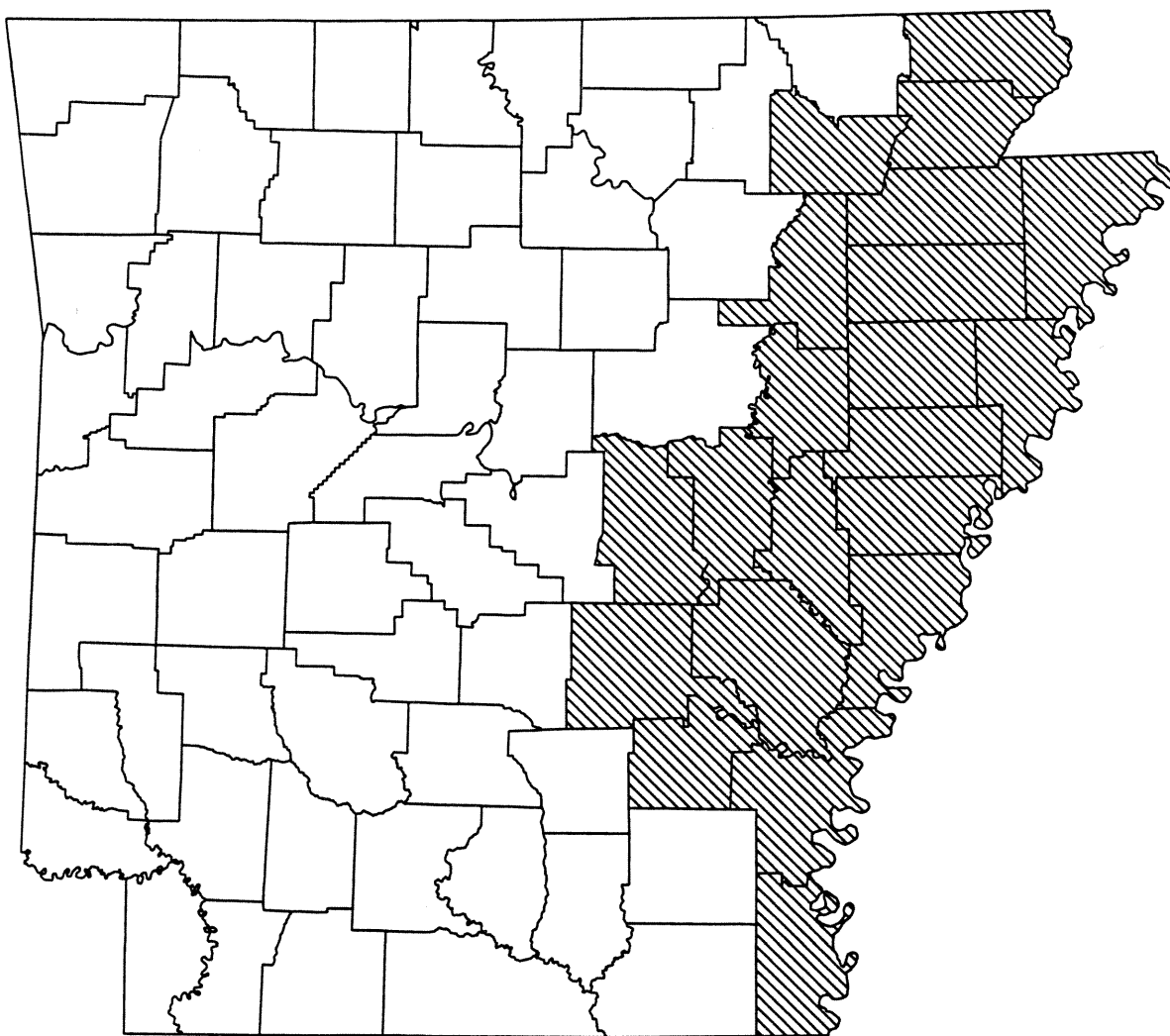


**Southern  
Research Station**

Resource Bulletin  
SRS-11

# Forest Statistics for Arkansas' Delta Counties—1995

James F. Rosson, Jr., Andrew J. Hartsell, and  
Jack D. London



## FOREWORD

Periodic surveys of forest resources are authorized by the Forest Service and Rangeland Renewable Resources Research Act of 1978. These surveys are a continuing, nationwide undertaking by the Regional Experiment Stations of the USDA Forest Service. In the Southern United States, these surveys are conducted by the two Forest Inventory and Analysis (FIA) Research Work Units at the Southern Research Station, Asheville, North Carolina. The two FIA units, one located in Starkville, Mississippi and the other in Asheville, North Carolina, are responsible for inventories of 13 Southern States and the Commonwealth of Puerto Rico. The primary objective of the surveys is to periodically inventory and evaluate all forests and their related resources. These multiresource data help provide a basis for formulating forest policies and programs and for the orderly development and use of the resources. This report deals only with the extent and condition of forest land, associated timber volumes, and rates of timber growth, mortality, and removals.

## ACKNOWLEDGMENTS

The Midsouth FIA (MIDSO-FIA) unit gratefully acknowledges the cooperation and assistance provided by the Arkansas Forestry Commission in collecting field data. Appreciation is also expressed for the cooperation of other public agencies and private landowners in providing access to measurement plots.

The following members of the MIDSO-FIA staff completed the field measurements:

Ben Baumgart  
Bobby Claybrook  
John Craig  
Lyndell Davidson  
James Dexter

Darin Hinesly  
Eric Johnson  
Mark Kotal  
Russ Langford  
Leslie Prewitt

Ken Reed  
Brian Slagle  
Blaine Tarbell  
Jennifer Tarbell

January 1997

Southern Research Station  
P.O. Box 2680  
Asheville, North Carolina 28802

# CONTENTS

|   |    |
|---|----|
| INTRODUCTION .....                      | 1  |
| METHODS .....                           | 1  |
| STATISTICAL RELIABILITY .....           | 2  |
| HIGHLIGHTS .....                        | 3  |
| Timberland Area .....                   | 3  |
| Forest Type .....                       | 3  |
| Ownership .....                         | 3  |
| Stand Size .....                        | 3  |
| Stand Structure .....                   | 3  |
| Softwood Volume .....                   | 3  |
| Hardwood Volume .....                   | 3  |
| Growth .....                            | 4  |
| Removals .....                          | 4  |
| Mortality .....                         | 4  |
| APPENDIX .....                          | 4  |
| Definition of Terms .....               | 4  |
| Core Tables 1 through 25* .....         | 7  |
| Supplemental Tables 26 through 44 ..... | 24 |
| Figures 1 through 8 .....               | 40 |

\*Core tables are presented in response to the Southern Industrial Forestry Research Council's recommendations. These tables are identical among Forest Inventory and Analysis units in the Eastern United States.



Figure I.—Forest survey regions in Arkansas.

# Forest Statistics for Arkansas' Delta Counties—1995

James F. Rosson, Jr., Andrew J. Hartsell, and Jack D. London

## INTRODUCTION

Tabulated results were derived from data obtained during a 1995 continuous forest inventory of Arkansas' Delta counties (fig. I). These data are considered preliminary; a finalized State analytical report will be published after all survey units in the State have been inventoried. Core tables (1 through 25) are compatible among Forest Inventory and Analysis units in the Eastern United States. Supplemental tables (26 through 44) provide information beyond that provided by the core tables. Comparisons are made between results of the 1995 inventory and the previous inventory conducted in 1988.

## METHODS

The Southern Research Station, Midsouth Forest Inventory and Analysis (MIDSO-FIA) unit uses a two-phase sample of temporary aerial-photo points and a systematic grid of permanent ground plots. The area of forested land was determined by photointerpretation of temporary points and field checks of permanent plots. Field measurements were conducted on a subset of permanent plots spaced 3 miles apart. Trees were measured on plots that were forested at the time of the current inventory or were forested at the time of the previous inventory.

Each plot consisted of 10 satellite points spread over about 1 acre. At each point, trees 5.0 inches in diameter at breast height (d.b.h.) and larger were selected for measurement on a variable-radius plot defined by a 37.5-factor prism. Thus, each tree selected with the prism represented 3.75 square feet of basal area per acre. Trees from 1.0 to 4.9 inches in d.b.h. were tallied on a 1/275-acre fixed radius plot at each of the first three points and at any remaining points where fewer than two trees 5.0 inches in d.b.h. or larger were tallied. If no trees greater than 1.0 inch were tallied at a point, then seedlings were tallied. Several plot-level measurements relating to timber and other forest resources were also collected.

Tree data were used to estimate volumes, basal areas, numbers of trees, and other plot-level variables. Ownership information was obtained for each measurement plot using tax records and other sources. Plot-level estimates were expanded using county-level factors derived as part of the forest area determination.

Over successive inventories, techniques have evolved so that some improvements have been implemented. In recent inventories these changes have been mostly minor in scale and have been incorporated because of the availability of better methods or to achieve greater compatibility among Forest

Inventory and Analysis units. These changes may, in some cases, affect the ability to discern minor shifts in resource trends.

The estimates of timberland area, volume, growth, removals, and mortality are based on the latest and most up-to-date inventory techniques available. There are important differences in the methods used between the 1995 and 1988 inventories. In many cases, improvements in methodology for deriving current estimates can raise concerns about apparent trends between survey periods. Because these differences might appear to cloud the comparisons between 1995 and 1988 results, the major differences in procedures are documented below.

First, in order to account for changes in a new definition of growing stock, trees classed as rough culls in 1978 and cut in 1988 were changed to growing stock (tree class 20). This procedure was not implemented in the 1995 survey because complete information pertinent to the new definition was collected in 1988. If a live tree that was classed as a rough cull in the 1988 survey was cut and utilized by the time of the remeasurement in 1995, its tree class remained as a rough cull. This will affect direct comparisons of growing-stock growth, removals, and mortality.

Second, there was a decrease in the utilizable volume allowance that was used to classify trees as growing stock or cull. In the 1995 survey, at least one-third of the volume in the sawlog section (or prospective volume, in the case of smaller-than-sawtimber size trees) had to be utilizable. In prior surveys of Arkansas, one-half the volume had to be utilizable. In previous inventories in the Midsouth States, few trees have been affected where this change has been implemented.

Third, the land area base provided by the U.S. Census Bureau has changed. Because the timberland area is determined by summarizing forest vs. nonforest dot counts on aerial photographs (in each county) and then applying the resulting proportions to the Census Bureau land base, a change in the land base between measurement periods will affect area trends. The 1988 survey used the 1980 U.S. Census Bureau land area estimates; the 1995 survey used the 1990 Census Bureau estimates. Much of the change is due to the Census Bureau's new definition of the water classification; a small portion of area previously classified as land is now classified as water. Because the difference between the land area estimates for 1980 and 1990 was a decrease of only 2,911 acres for the State, the effect on timberland area trends will be negligible.

Because of the above modifications and to better assess trends, the analysis of change in inventory volume, growth, removals, and mortality will focus on live trees, rather than on growing stock as has been the practice in the past.

Table I.—Sampling errors\* (for one standard error) for timberland, live trees, growing stock, and sawtimber, Delta counties, Arkansas, 1995

| County       | Timberland | Live trees          |        |          | Growing stock |        |          | Sawtimber volume |
|--------------|------------|---------------------|--------|----------|---------------|--------|----------|------------------|
|              |            | Volume              | Growth | Removals | Volume        | Growth | Removals |                  |
|              |            | ----- Percent ----- |        |          |               |        |          |                  |
| Arkansas     | 1.8        | 9.7                 | 24.9   | 29.4     | 10.8          | 32.5   | 29.4     | 12.6             |
| Chicot       | 1.4        | 21.2                | 30.6   | 43.4     | 23.1          | 33.2   | 42.9     | 26.4             |
| Clay         | 1.7        | 23.7                | 40.2   | 53.6     | 24.0          | 38.2   | 52.9     | 28.5             |
| Craighead    | 0.8        | 17.1                | 12.8   | 55.1     | 17.0          | 19.8   | 70.8     | 24.2             |
| Crittenden   | 1.8        | 35.7                | 40.7   | 89.1     | 37.2          | 41.6   | 89.1     | 43.4             |
| Cross        | 1.3        | 18.7                | 31.1   | 65.5     | 20.5          | 32.6   | 65.5     | 28.3             |
| Desha        | 1.2        | 11.5                | 14.6   | 36.1     | 12.3          | 18.3   | 37.8     | 13.9             |
| Greene       | 2.1        | 21.9                | 28.0   | 78.6     | 22.6          | 33.0   | 80.9     | 28.2             |
| Jackson      | 1.5        | 17.6                | 23.4   | 0.0      | 22.4          | 35.6   | 0.0      | 41.3             |
| Jefferson    | 1.3        | 10.1                | 18.0   | 29.7     | 10.6          | 21.1   | 30.0     | 13.8             |
| Lawrence     | 2.7        | 22.0                | 14.7   | 54.4     | 25.3          | 15.8   | 52.7     | 37.7             |
| Lee          | 1.0        | 16.3                | 42.5   | 89.0     | 16.2          | 61.8   | 100.0    | 20.9             |
| Lincoln      | 1.3        | 15.7                | 16.9   | 33.3     | 16.3          | 20.5   | 32.9     | 20.7             |
| Lonoke       | 2.3        | 19.6                | 28.5   | 76.7     | 21.6          | 24.3   | 78.6     | 25.5             |
| Mississippi  | 1.1        | 18.8                | 41.8   | 100.0    | 19.6          | 37.2   | 100.0    | 21.2             |
| Monroe       | 1.5        | 13.5                | 35.4   | 35.0     | 13.9          | 32.1   | 34.2     | 15.9             |
| Phillips     | 1.2        | 19.4                | 31.3   | 84.5     | 20.2          | 29.0   | 86.1     | 22.0             |
| Poinsett     | 1.2        | 19.2                | 25.8   | 45.8     | 20.4          | 30.1   | 45.2     | 25.0             |
| Prairie      | 2.3        | 13.6                | 27.3   | 60.6     | 14.9          | 20.0   | 57.0     | 20.9             |
| St. Francis  | 1.3        | 20.2                | 20.2   | 54.1     | 22.4          | 24.1   | 57.4     | 31.3             |
| Woodruff     | 1.7        | 18.9                | 26.1   | 77.1     | 20.9          | 24.4   | 79.4     | 25.2             |
| All counties | 0.4        | 3.9                 | 6.3    | 12.9     | 4.1           | 6.9    | 12.7     | 5.1              |

\*By the binomial formula for timberland area and by the random-sampling formula for live tree, growing stock, and sawtimber parameters.

### STATISTICAL RELIABILITY

The sampling methods were designed to achieve suitable sampling errors for estimates of area and volume at the State level. Sampling error increases as the area or volume considered decreases. The sampling errors presented in table I are equal to one standard error for the sample estimates and may be used to compute confidence intervals for population data.

As an example, the 95-percent confidence interval for growing-stock volume in Arkansas' Delta counties is computed as follows:

$$2,850.6 \pm 1.96(0.041 \times 2,850.6) = 2,850.6 \pm 229.1$$

where 1.96 is the number of standard deviations. Therefore, the 95-percent confidence interval is 2,621.5 to 3,079.7 million cubic feet. This interval covers the true growing-stock inventory volume for the region unless a 1-in-20 chance of a random event has occurred.

The results are reported for individual counties, thereby allowing computation of statistical confidence for any combination of counties. Values for individual counties are subject to high sampling errors; users are cautioned about using data for single counties. The sampling error may be estimated for any group of counties by the following formula:

$$SE_g = SE_t \frac{\sqrt{X_t}}{\sqrt{X_g}}$$

where

$SE_g$  = standard error of the estimate (expressed as a percentage) for the group of counties desired

$SE_t$  = standard error of the estimate (expressed as a percentage) for the unit

$X_t$  = total area or volume for the unit

$X_g$  = sum of values for the variable of interest (area or volume) for the group of counties to be combined.

For example, an estimate of the sampling error for growing-stock volume in Arkansas, Chicot, and Desha Counties is computed as:

$$SE_g = 4 \frac{\sqrt{2,850.6}}{\sqrt{611.3}} = 8.9 \%$$

Thus, the sampling error is 8.9 percent, and the resulting 95-percent confidence interval for growing-stock volume in the three-county area is 611.3  $\pm$  106.6 million cubic feet.

Table II.—Components of annual change in the volume of live trees by inventory period and species group, Delta counties, Arkansas, 1995\*

| Inventory period and species group | Gross growth                   |           |          |
|------------------------------------|--------------------------------|-----------|----------|
|                                    | Net growth                     | Mortality | Removals |
|                                    | ----- Million cubic feet ----- |           |          |
| 1978 to 1988                       |                                |           |          |
| Softwoods                          | 12.3                           | 1.5       | 7.8      |
| Hardwoods                          | 66.5                           | 39.9      | 42.1     |
| Total                              | 78.8                           | 41.4      | 49.8     |
| 1988 to 1995                       |                                |           |          |
| Softwoods                          | 18.3                           | 1.8       | 9.1      |
| Hardwoods                          | 86.2                           | 34.1      | 61.4     |
| Total                              | 104.5                          | 35.9      | 70.5     |

\*Numbers in columns may not add to totals due to rounding.

## HIGHLIGHTS

### Timberland Area

Timberland area for the Delta counties increased by 214,700 acres to 2,111,000 acres. This represents a continuing increase of timberland area that was first reported in the 1988 survey, after a downward trend that has been reported in the first five Arkansas surveys. A total of 244,200 acres of land reverted to timberland, primarily (188,400 acres) from agriculture land use. Approximately 29,500 acres of timberland diverted to a nonforest land use.

### Forest Type

The predominant forest type group is oak–gum–cypress, occupying 1,257,500 acres. The oak–hickory type occurs on 451,200 acres. Higher, well-drained sites provide an opportunity for pine to grow, especially in the western Delta counties. Currently, there are 144,000 and 88,900 acres of loblolly–shortleaf and oak–pine forest type groups, respectively, in the Delta counties. All but the oak–hickory type group increased in acreage since the previous survey.

### Ownership

The nonindustrial private owner is the leading ownership category in the Delta counties, with 1,482,500 acres (70 percent) of timberland. Forest industry owns 241,000 acres while 387,400 acres are in the public domain. Both public and nonindustrial private ownership acreage increased since the 1988 survey while forest industry acreage remained unchanged.

### Stand Size

Most of the timberland in the Delta counties is in sawtimber stands, 1,279,200 acres (61 percent). Sawtimber acreage has increased 104,100 acres since 1988. A total of 365,200 and

446,800 acres are in poletimber and sapling–seedling stands, respectively. Both categories have increased in area since the 1988 survey.

### Stand Structure

A minor component of the forest resource in the Delta counties, the number of live softwood trees increased in every diameter class with the exception of decreases in the 6-, 12-, 22-, and 26-inch diameter classes. Most notable increases were in the 2-, 4-, 8-, 10-, 14-, and 16-inch diameter classes.

The number of live hardwood trees declined in the 2- and 4-inch diameter classes. Noteworthy increases occurred in the 12-, 14-, 18-, 20-, and 22-inch classes. This empirical evidence suggests that hardwood stands are maturing.

Total basal area for all live trees averaged 87.8 square feet per acre, down slightly from the 1988 survey (90.0 square feet per acre). Eighty-nine percent of stand basal area was from the hardwood component.

### Softwood Volume

The softwood component of the forest resources in the Delta counties is minor, contributing only 12 percent of total volume. However, since 1988, softwood volume has increased by 74.0 million cubic feet, to 377.8 million cubic feet in 1995. Current softwood sawtimber volume is 1,576 million board feet.

### Hardwood Volume

Hardwood live-tree volume increased by 12 percent over that reported for 1988 to 2,801.1 million cubic feet. Volume increased in every diameter class except the 2-, 22-, and 26-inch diameter classes. Five species account for 37 percent of live-tree volume: sweetgum, overcup oak, sugarberry, green ash, and willow (234.8, 222.7, 219.5, 178.8, and 170.4 million cubic feet, respectively). Current sawtimber volume is 11,101 million board feet.

## Growth

Softwood live-tree net growth averaged 18.3 million cubic feet per year. This represents a 6 million cubic feet increase over that reported for 1988. Seventy-six percent of this growth occurs in Jefferson and Lincoln counties (table II).

Hardwood live-tree net growth increased 19.8 million cubic feet per year (30 percent) to 86.2 million cubic feet per year. Hardwood stands (excluding pine types) are currently averaging 44 cubic feet per acre per year.

## Removals

Softwood live-tree removals for the Arkansas Delta counties are averaging 9.1 million cubic feet per year. This represents a very small absolute increase over the 1988 estimate. The growth-to-removal ratio is 2.0 to 1.0.

Hardwood live-tree removals are up 46 percent. This represents an increase of 19.3 million cubic feet, to 61.4 million cubic feet per year since the previous survey. The growth-to-removal ratio is 1.4 to 1.0.

## Mortality

Softwood mortality is currently 1.8 million cubic feet per year. This represents only a 0.3 million cubic feet per year increase since the last survey.

Hardwood mortality has decreased 15 percent since the previous survey, to 34.1 million cubic feet per year. The increase in hardwood removals may account for some of the decline in mortality.

## APPENDIX

### Definition of Terms

#### Dimension Classes of Trees

*Poletimber trees*—Softwoods 5.0 to 8.9 inches in diameter at breast height (d.b.h.) and hardwoods 5.0 to 10.9 inches in d.b.h.

*Rough, rotten, and salvable dead trees*—See "tree classes."

*Saplings*—Trees 1.0 to 4.9 inches in d.b.h.

*Sawtimber trees*—Trees 9.0 inches and larger in d.b.h. for softwoods and 11.0 inches and larger for hardwoods.

*Seedlings*—Trees less than 1.0 inch in d.b.h. and greater than 1 foot tall for hardwoods, greater than 6 inches tall for softwoods, and greater than 0.5 inch in diameter at ground level for longleaf pine.

#### Forest Land Classes

*Forest land*—Land at least 10 percent stocked by forest trees of any size, or formerly having such tree cover, and not currently developed for nonforest uses. Minimum area considered for classification is 1 acre. Forest land is divided into timberland, reserved timberland, and woodland.

*Reserved timberland*—Productive public forest land withdrawn from timber utilization through statute or administrative regulations.

*Timberland*—Forest land that is producing, or is capable of producing, crops of industrial wood and is not withdrawn from timber utilization. Timberland is synonymous with "commercial forest land" in prior reports.

*Woodland*—Forest land incapable of yielding crops of industrial wood because of adverse site conditions.

## Forest Type Groups

*Elm-ash-cottonwood*—Forests in which elms, ashes, or cottonwoods, singly or in combination, comprise a plurality of the stocking. Common associates include willows, sycamore, American beech, and maples.

*Loblolly-shortleaf pine*—Forests in which pines (except longleaf and slash pines) and eastern redcedar, singly or in combination, comprise a plurality of the stocking. Common associates include oaks, hickories, and gums.

*Longleaf-slash pine*—Forests in which longleaf or slash pines, singly or in combination, comprise a plurality of the stocking. Common associates include other southern pines, oaks, and gums.

*Nontyped*—Timberland currently unoccupied by any live trees or seedlings; for example, very recent clearcut areas.

*Oak-gum-cypress*—Bottomland forests in which tupelo, blackgum, sweetgum, oaks, or southern cypress, singly or in combination, comprises a plurality of the stocking except where pines comprise 25 to 49 percent, in which case the stand would be classified as oak-pine. Common associates include cottonwoods, willows, ashes, elms, hackberry, and maples.

*Oak-hickory*—Forests in which upland oaks or hickories, singly or in combination, comprise a plurality of the stocking, except where pines comprise 25 to 49 percent, in which case the stand would be classified as oak-pine. Common associates include yellow-poplar, elms, maples, and black walnut.

*Oak-pine*—Forests in which hardwoods (usually upland oaks) comprise a plurality of the stocking, but in which softwoods, except cypress, comprise 25 to 49 percent of the stocking. Common associates include gums, hickories, and yellow-poplar.

## Growth Classes

*Gross growth*—Total increase in stand volume computed on growing-stock trees or live trees at least 5.0 inches in d.b.h. Gross growth equals survivor growth, plus ingrowth, plus growth on removals, plus growth on mortality, plus cull increment (for growing stock computations). Gross growth includes mortality.

*Net change*—Increase or decrease in stand volume computed on growing-stock trees or live trees at least 5.0 inches in d.b.h. Net change is equal to net growth minus removals.

*Net growth*—Increase in stand volume computed on growing-stock trees or live trees at least 5.0 inches in d.b.h. Net growth is equal to gross growth minus mortality.



## Miscellaneous Definitions

*Average annual mortality*—Average annual sound-wood volume of growing-stock or live trees that died from natural causes during the intersurvey period.

*Average annual removals*—Average net annual volume of growing-stock or live trees removed from the inventory by harvesting, cultural operations (such as timber-stand improvement), land clearing, or changes in land use during the intersurvey period.

*Average net annual growth*—Average net annual volume increase of growing-stock or live trees during the intersurvey period.

*Basal area*—The area in square feet of the cross section at breast height of a single tree or of all the trees in a stand, usually expressed in square feet per acre.

*Cull increment*—The change in growing-stock volume due to growing-stock, rough, or rotten trees changing tree class between surveys.

*D.b.h. (diameter at breast height)*—Tree diameter in inches, outside bark, usually measured at 4.5 feet above ground.

*Diameter classes*—The 2-inch diameter classes extend from 1.0 inch below to 0.9 inch above the stated midpoint. Thus, the 12-inch class includes trees 11.0 inches through 12.9 inches in d.b.h.

*D.o.b. (diameter outside bark)*—Stem diameter including bark.

*Log grades*—A classification of logs based on external characteristics as indicators of quality or value.

*Mortality*—Number or sound-wood volume of growing-stock trees or live trees that died from natural causes during a specified period.

*Natural stands*—Stands with no evidence of artificial regeneration including those stands established by seed-tree regeneration methods.

*Plantations*—Planted or artificially seeded stands.

*Removals*—The net volume of growing-stock or live trees removed from the inventory by harvesting, cultural operations (such as timber-stand improvement), land clearing, or changes in land use.

*Sawlog portion*—That portion of the bole of a sawtimber tree between a 1-foot stump and the sawlog top.

*Sawlog top*—The point on the bole of a sawtimber tree above which a sawlog cannot be produced. The minimum sawlog top is 7.0 inches in d.o.b. for softwoods and 9.0 inches in d.o.b. for hardwoods.

*Select red oaks*—A group of several red oak species composed of cherrybark, Shumard, and northern red oaks. Other red oak species are included in the "other red oaks" group.

*Select white oaks*—A group of several white oak species composed of white, swamp chestnut, swamp white, chinkapin, Durand, and bur oaks. Other white oak species are included in the "other white oaks" group.

*Site class*—A classification of forest land in terms of its potential capacity to grow crops of industrial wood.

*Tree grade*—A classification of the sawlog portion of sawtimber trees based on: (1) the grade of the butt log or (2) the ability to produce at least one 12-foot or two 8-foot logs in the upper

section of the sawlog portion. Tree grade is an indicator of quality; grade 1 is the best quality.

*Upper-stem portion*—That part of the main stem of a sawtimber tree above the sawlog top to a d.o.b. of 4.0 inches or to the point where the main stem breaks into limbs.

## Ownership Classes

*Farmer-owned land*—Lands operated as a unit of 10 acres or more and from which the sale of agricultural products totals \$1,000 or more annually.

*Forest industry land*—Lands owned by companies or individuals operating wood-using plants (either primary or secondary).

*National forest land*—Federal lands that have been legally designated as national forests or purchase units and other lands under the administration of the Forest Service, including experimental areas.

*Nonindustrial private land (corporate)*—Lands privately owned by private corporations other than forest industries and incorporated farms.

*Nonindustrial private land (individual)*—Lands privately owned by individuals other than forest industries or farmers.

*Other Federal land*—Federal lands other than national forests.

*State, county, and municipal land*—Lands owned by States, counties, and local public agencies or municipalities, or lands leased to these governmental units for 50 years or more.

## Stand-size Classes

*Nonstocked stands*—Stands less than 10 percent stocked with live trees.

*Poletimber stands*—Stands at least 10 percent stocked with live trees, with half or more of this stocking in sawtimber or poletimber trees, and with poletimber stocking exceeding that of sawtimber stocking.

*Sapling-seedling stands*—Stands at least 10 percent stocked with live trees, with more than half of this stocking in saplings or seedlings.

*Sawtimber stands*—Stands at least 10 percent stocked with live trees, with half or more of this stocking in sawtimber or poletimber trees, and with sawtimber stocking at least equal to poletimber stocking.

## Stocking

Stocking is a measure of the extent to which the growth potential of the site is utilized by trees or preempted by vegetative cover. Stocking is determined by comparing the stand density in terms of number of trees or basal area with a specified standard. Therefore, full stocking is 100 percent of the stocking standard.

The tabulation below shows the density standard in terms of trees per acre by size class required for full stocking.

| D.b.h.        | Trees per<br>acre | D.b.h.        | Trees per<br>acre |
|---------------|-------------------|---------------|-------------------|
| <i>Inches</i> |                   | <i>Inches</i> |                   |
| Seedlings     | 600               | 16            | 72                |
| 2             | 560               | 18            | 60                |
| 4             | 460               | 20            | 51                |
| 6             | 340               | 22            | 42                |
| 8             | 240               | 24            | 36                |
| 10            | 155               | 26            | 31                |
| 12            | 115               | 28            | 27                |
| 14            | 90                | 30            | 24                |

Stocking categories are arbitrarily defined as follows:

*Optimally stocked*—Stands 61 to 100 percent stocked with growing-stock trees. These stands are growing toward a fully stocked condition (ideal space required for each tree increases with age). Optimum growth and bole form occur in this range.

*Overstocked*—Stands greater than 100 percent stocked with growing-stock trees. These stands will become stagnant with the mortality of individuals increasing as stocking increases over 100 percent.

*Understocked*—Stands 0 to 60 percent stocked with growing-stock trees. These stands will take a very long time to reach full stocking. Meanwhile, poor bole form will result, and much of the productivity will be placed on heavy limbs instead of on the bole.

## Tree Classes

*Commercial species*—Tree species currently or potentially suitable for industrial wood products.

*Cull trees*—Rough or rotten trees.

*Growing-stock trees*—Living trees of commercial species classified as sawtimber, poletimber, saplings, and seedlings. Trees must contain at least one 12-foot or two 8-foot logs in the sawlog portion currently or potentially (if too small to qualify) to be classed as growing stock. The log(s) must meet dimension and merchantability standards to qualify. Trees must also have currently or potentially one-third of the gross board-foot volume in sound wood.

*Hardwoods*—Dicotyledonous trees, usually broad leaved and deciduous.

*Live trees*—All living trees. Included are all size classes, all tree classes, and both commercial and noncommercial species.

*Noncommercial species*—Tree species of typically small size, poor form, or inferior quality that normally do not develop into trees suitable for industrial wood products.

*Rotten trees*—Live trees of commercial species that are unmerchantable for sawlogs currently or potentially because of rot deduction in the sawlog section. See definition of growing-stock trees.

*Rough trees*—Live trees of commercial species that are unmerchantable for sawlogs currently or potentially because of roughness or poor form in the sawlog section. Also included are all live trees of noncommercial species. See definition of growing-stock trees.

*Salvable dead trees*—Standing or downed dead trees that were formerly growing stock and are considered merchantable. Trees must be at least 5.0 inches in d.b.h. to qualify.

*Softwoods*—Coniferous trees, usually evergreen, having leaves that are needles or scalelike.

## Volume

*Volume of cull*—The cubic-foot volume of sound wood in rough and rotten trees at least 5.0 inches in d.b.h. from a 1-foot stump to a minimum 4.0-inch top d.o.b. of the central stem or to the point where the central stem breaks into limbs.

*Volume of growing stock*—The cubic-foot volume of sound wood in growing-stock trees at least 5.0 inches in d.b.h. from a 1-foot stump to a minimum 4.0-inch top d.o.b. of the central stem or to the point where the central stem breaks into limbs.

*Volume of live trees*—The cubic-foot volume of sound wood in growing-stock, rough, and rotten trees at least 5.0 inches in d.b.h. from a 1-foot stump to a minimum 4.0-inch top d.o.b. of the central stem or to the point where the central stem breaks into limbs.

*Volume of sawlog portion of sawtimber trees*—The cubic-foot volume of sound wood in the sawlog portion of sawtimber trees. Volume is the net result after deductions for rot, sweep, and other defects that affect use for lumber.

*Volume of sawtimber*—The board-foot volume (International 1/4-inch Rule) of sound wood in the sawlog portion of sawtimber trees. Volume is the net result after deductions for rot, sweep, and other defects that affect use for lumber.

*Volume of timber*—The cubic-foot volume of sound wood in growing-stock, rough, rotten, and salvable dead trees at least 5.0 inches in d.b.h. from a 1-foot stump to a minimum 4.0-inch top d.o.b. of the central stem or to the point where the central stem breaks into limbs.

## Core Tables 1 through 25

Table 1.—Area by county and land class, Arkansas Delta, 1995\*

| County                            | All<br>land <sup>†</sup> | Forest land |            |          |                        | Nonforest<br>land |
|-----------------------------------|--------------------------|-------------|------------|----------|------------------------|-------------------|
|                                   |                          | Total       | Timberland | Woodland | Reserved<br>timberland |                   |
|                                   |                          |             |            |          |                        |                   |
| ----- <i>Thousand acres</i> ----- |                          |             |            |          |                        |                   |
| Arkansas                          | 632.7                    | 228.8       | 228.5      | 0.0      | 0.3                    | 403.8             |
| Chicot                            | 412.2                    | 71.3        | 71.3       | 0.0      | 0.0                    | 340.9             |
| Clay                              | 409.2                    | 79.3        | 79.3       | 0.0      | 0.1                    | 329.8             |
| Craighead                         | 454.9                    | 66.0        | 66.0       | 0.0      | 0.0                    | 388.9             |
| Crittenden                        | 390.7                    | 44.4        | 44.4       | 0.0      | 0.0                    | 346.4             |
| Cross                             | 394.2                    | 45.2        | 45.1       | 0.0      | 0.2                    | 348.9             |
| Desha                             | 489.6                    | 152.8       | 152.8      | 0.0      | 0.0                    | 336.8             |
| Greene                            | 369.6                    | 71.4        | 71.4       | 0.0      | 0.0                    | 298.3             |
| Jackson                           | 405.5                    | 68.8        | 68.8       | 0.0      | 0.0                    | 336.7             |
| Jefferson                         | 566.3                    | 218.7       | 218.4      | 0.0      | 0.3                    | 347.6             |
| Lawrence                          | 375.4                    | 93.4        | 93.4       | 0.0      | 0.0                    | 282.0             |
| Lee                               | 385.1                    | 90.2        | 90.2       | 0.0      | 0.0                    | 294.8             |
| Lincoln                           | 359.2                    | 150.8       | 150.8      | 0.0      | 0.0                    | 208.4             |
| Lonoke                            | 489.9                    | 123.3       | 122.4      | 0.0      | 0.8                    | 366.7             |
| Mississippi                       | 574.9                    | 33.1        | 33.1       | 0.0      | 0.0                    | 541.9             |
| Monroe                            | 388.3                    | 138.6       | 138.4      | 0.0      | 0.2                    | 249.7             |
| Phillips                          | 443.3                    | 102.9       | 102.9      | 0.0      | 0.0                    | 340.4             |
| Poinsett                          | 485.0                    | 57.1        | 56.5       | 0.0      | 0.5                    | 427.9             |
| Prairie                           | 413.4                    | 110.2       | 109.9      | 0.0      | 0.3                    | 303.2             |
| St. Francis                       | 405.7                    | 80.3        | 80.3       | 0.0      | 0.0                    | 325.4             |
| Woodruff                          | 375.4                    | 87.9        | 87.0       | 0.0      | 0.9                    | 287.5             |
| All counties                      | 9,220.6                  | 2,114.6     | 2,111.0    | 0.0      | 3.6                    | 7,106.0           |

\*Numbers in columns and rows may not add to totals due to rounding.

<sup>†</sup>From the U.S. Bureau of the Census.

Table 2.—Area of timberland by county and ownership class, Arkansas Delta, 1995\*

| County                    | All<br>ownerships | National<br>forest | Misc.<br>Federal | State | County and<br>municipal | Forest<br>industry <sup>†</sup> | Farmer | Corporate <sup>‡</sup> | Individual <sup>‡</sup> |
|---------------------------|-------------------|--------------------|------------------|-------|-------------------------|---------------------------------|--------|------------------------|-------------------------|
| <i>— Thousand acres —</i> |                   |                    |                  |       |                         |                                 |        |                        |                         |
| Arkansas                  | 228.5             | 0.0                | 46.9             | 29.3  | 0.0                     | 11.7                            | 70.3   | 17.6                   | 52.7                    |
| Chicot                    | 71.3              | 0.0                | 0.0              | 0.0   | 0.0                     | 14.3                            | 33.3   | 9.5                    | 14.3                    |
| Clay                      | 79.3              | 0.0                | 5.7              | 11.3  | 0.0                     | 0.0                             | 34.0   | 5.7                    | 22.7                    |
| Craighead                 | 66.0              | 0.0                | 0.0              | 19.8  | 0.0                     | 0.0                             | 6.6    | 13.2                   | 26.4                    |
| Crittenden                | 44.4              | 0.0                | 0.0              | 0.0   | 0.0                     | 7.4                             | 22.2   | 0.0                    | 14.8                    |
| Cross                     | 45.1              | 0.0                | 0.0              | 0.0   | 0.0                     | 0.0                             | 27.0   | 9.0                    | 9.0                     |
| Desha                     | 152.8             | 0.0                | 14.6             | 0.0   | 7.3                     | 94.6                            | 14.6   | 14.6                   | 7.3                     |
| Greene                    | 71.4              | 0.0                | 0.0              | 0.0   | 0.0                     | 0.0                             | 25.5   | 0.0                    | 45.9                    |
| Jackson                   | 68.8              | 0.0                | 0.0              | 0.0   | 0.0                     | 0.0                             | 49.1   | 0.0                    | 19.7                    |
| Jefferson                 | 218.4             | 0.0                | 15.6             | 15.6  | 0.0                     | 46.8                            | 31.2   | 31.2                   | 78.0                    |
| Lawrence                  | 93.4              | 0.0                | 0.0              | 5.8   | 0.0                     | 0.0                             | 58.4   | 0.0                    | 29.2                    |
| Lee                       | 90.2              | 10.9               | 0.0              | 0.0   | 0.0                     | 7.9                             | 0.0    | 23.8                   | 47.6                    |
| Lincoln                   | 150.8             | 0.0                | 0.0              | 6.6   | 0.0                     | 32.8                            | 13.1   | 32.8                   | 65.6                    |
| Lonoke                    | 122.4             | 0.0                | 0.0              | 11.1  | 0.0                     | 0.0                             | 72.3   | 16.7                   | 22.3                    |
| Mississippi               | 33.1              | 0.0                | 5.5              | 16.5  | 5.5                     | 0.0                             | 0.0    | 5.5                    | 0.0                     |
| Monroe                    | 138.4             | 0.0                | 66.6             | 5.1   | 0.0                     | 10.3                            | 41.0   | 0.0                    | 15.4                    |
| Phillips                  | 102.9             | 8.3                | 17.2             | 0.0   | 0.0                     | 8.6                             | 25.8   | 0.0                    | 43.0                    |
| Poinsett                  | 56.5              | 0.0                | 0.0              | 14.1  | 0.0                     | 0.0                             | 14.1   | 4.7                    | 23.6                    |
| Prairie                   | 109.9             | 0.0                | 0.0              | 23.1  | 0.0                     | 0.0                             | 34.7   | 11.6                   | 40.5                    |
| St. Francis               | 80.3              | 0.0                | 0.0              | 13.4  | 0.0                     | 6.7                             | 40.2   | 6.7                    | 13.4                    |
| Woodruff                  | 87.0              | 0.0                | 11.6             | 0.0   | 0.0                     | 0.0                             | 58.0   | 0.0                    | 17.4                    |
| All counties              | 2,111.0           | 19.1               | 183.6            | 171.9 | 12.8                    | 241.0                           | 671.5  | 202.5                  | 608.6                   |

\*Numbers in columns and rows may not add to totals due to rounding.

<sup>†</sup>Includes land leased to forest industries.<sup>‡</sup>Land owned by Indians will be classed as corporate or individual as defined by the Bureau of Indian Affairs.

Table 3.—Area of timberland by county and forest type group, Arkansas Delta, 1995\*

| County                            | Total   | Forest type group          |         |              |                 |                     |                        |
|-----------------------------------|---------|----------------------------|---------|--------------|-----------------|---------------------|------------------------|
|                                   |         | Loblolly-shortleaf<br>pine |         | Oak-<br>pine | Oak-<br>hickory | Oak-gum-<br>cypress | Elm-ash-<br>cottonwood |
|                                   |         | Planted                    | Natural |              |                 |                     |                        |
| ----- <i>Thousand acres</i> ----- |         |                            |         |              |                 |                     |                        |
| Arkansas                          | 228.5   | 17.6                       | 0.0     | 0.0          | 35.2            | 169.9               | 5.9                    |
| Chicot                            | 71.3    | 0.0                        | 0.0     | 0.0          | 0.0             | 57.1                | 14.3                   |
| Clay                              | 79.3    | 5.7                        | 0.0     | 0.0          | 22.7            | 45.3                | 5.7                    |
| Craighead                         | 66.0    | 0.0                        | 0.0     | 6.6          | 13.2            | 33.0                | 13.2                   |
| Crittenden                        | 44.4    | 0.0                        | 0.0     | 0.0          | 0.0             | 22.2                | 22.2                   |
| Cross                             | 45.1    | 0.0                        | 0.0     | 0.0          | 18.0            | 27.0                | 0.0                    |
| Desha                             | 152.8   | 0.0                        | 0.0     | 0.0          | 0.0             | 123.7               | 29.1                   |
| Greene                            | 71.4    | 0.0                        | 0.0     | 5.1          | 61.2            | 5.1                 | 0.0                    |
| Jackson                           | 68.8    | 0.0                        | 0.0     | 0.0          | 39.3            | 29.5                | 0.0                    |
| Jefferson                         | 218.4   | 20.8                       | 52.0    | 10.4         | 36.4            | 88.4                | 10.4                   |
| Lawrence                          | 93.4    | 0.0                        | 0.0     | 11.7         | 46.7            | 35.0                | 0.0                    |
| Lee                               | 90.2    | 0.0                        | 0.0     | 0.0          | 10.9            | 71.4                | 7.9                    |
| Lincoln                           | 150.8   | 6.6                        | 13.1    | 39.3         | 45.9            | 45.9                | 0.0                    |
| Lonoke                            | 122.4   | 11.1                       | 5.6     | 5.6          | 27.8            | 61.2                | 11.1                   |
| Mississippi                       | 33.1    | 0.0                        | 0.0     | 0.0          | 0.0             | 22.0                | 11.0                   |
| Monroe                            | 138.4   | 0.0                        | 0.0     | 10.3         | 10.3            | 112.8               | 5.1                    |
| Phillips                          | 102.9   | 0.0                        | 0.0     | 0.0          | 25.5            | 77.5                | 0.0                    |
| Poinsett                          | 56.5    | 0.0                        | 0.0     | 0.0          | 14.1            | 33.0                | 9.4                    |
| Prairie                           | 109.9   | 0.0                        | 5.8     | 0.0          | 17.4            | 81.0                | 5.8                    |
| St. Francis                       | 80.3    | 0.0                        | 0.0     | 0.0          | 26.8            | 46.8                | 6.7                    |
| Woodruff                          | 87.0    | 5.8                        | 0.0     | 0.0          | 0.0             | 69.6                | 11.6                   |
| All counties                      | 2,111.0 | 67.5                       | 76.5    | 88.9         | 451.2           | 1,257.5             | 169.4                  |

\*Numbers in columns and rows may not add to totals due to rounding.

Table 4.—Area of timberland by county and stand-size class, Arkansas Delta, 1995\*

| County                   | All<br>classes | Stand-size class |            |                      | Nonstocked<br>areas |
|--------------------------|----------------|------------------|------------|----------------------|---------------------|
|                          |                | Sawtimber        | Poletimber | Sapling-<br>seedling |                     |
| -----Thousand acres----- |                |                  |            |                      |                     |
| Arkansas                 | 228.5          | 140.6            | 41.0       | 46.9                 | 0.0                 |
| Chicot                   | 71.3           | 33.3             | 9.5        | 28.5                 | 0.0                 |
| Clay                     | 79.3           | 34.0             | 11.3       | 34.0                 | 0.0                 |
| Craighead                | 66.0           | 39.6             | 26.4       | 0.0                  | 0.0                 |
| Crittenden               | 44.4           | 22.2             | 7.4        | 14.8                 | 0.0                 |
| Cross                    | 45.1           | 36.1             | 9.0        | 0.0                  | 0.0                 |
| Desha                    | 152.8          | 123.7            | 7.3        | 14.6                 | 7.3                 |
| Greene                   | 71.4           | 35.7             | 5.1        | 30.6                 | 0.0                 |
| Jackson                  | 68.8           | 29.5             | 29.5       | 9.8                  | 0.0                 |
| Jefferson                | 218.4          | 135.2            | 52.0       | 31.2                 | 0.0                 |
| Lawrence                 | 93.4           | 35.0             | 11.7       | 46.7                 | 0.0                 |
| Lee                      | 90.2           | 82.3             | 7.9        | 0.0                  | 0.0                 |
| Lincoln                  | 150.8          | 65.6             | 32.8       | 52.5                 | 0.0                 |
| Lonoke                   | 122.4          | 55.6             | 11.1       | 55.6                 | 0.0                 |
| Mississippi              | 33.1           | 22.0             | 11.0       | 0.0                  | 0.0                 |
| Monroe                   | 138.4          | 97.4             | 15.4       | 25.6                 | 0.0                 |
| Phillips                 | 102.9          | 74.8             | 17.2       | 11.0                 | 0.0                 |
| Poinsett                 | 56.5           | 42.4             | 4.7        | 9.4                  | 0.0                 |
| Prairie                  | 109.9          | 75.2             | 17.4       | 11.6                 | 5.8                 |
| St. Francis              | 80.3           | 46.8             | 20.1       | 6.7                  | 6.7                 |
| Woodruff                 | 87.0           | 52.2             | 17.4       | 17.4                 | 0.0                 |
| All counties             | 2,111.0        | 1,279.2          | 365.2      | 446.8                | 19.8                |

\*Numbers in columns and rows may not add to totals due to rounding.

Table 5.—Area of timberland by county and site class, Arkansas Delta, 1995\*

| County                            | All<br>classes | Site class ( <i>cubic feet/acre/year</i> ) |         |        |       |       |
|-----------------------------------|----------------|--|---------|--------|-------|-------|
|                                   |                | >165                                       | 120–165 | 85–120 | 50–85 | <50   |
| ----- <i>Thousand acres</i> ----- |                |  |         |        |       |       |
| Arkansas                          | 228.5          | 29.3                                       | 70.3    | 82.0   | 35.2  | 11.7  |
| Chicot                            | 71.3           | 4.8  | 19.0    | 14.3   | 23.8  | 9.5   |
| Clay                              | 79.3           | 17.0                                       | 22.7    | 17.0   | 5.7   | 17.0  |
| Craighead                         | 66.0           | 0.0  | 13.2    | 19.8   | 26.4  | 6.6   |
| Crittenden                        | 44.4           | 29.6                                       | 0.0     | 7.4    | 7.4   | 0.0   |
| Cross                             | 45.1           | 0.0  | 18.0    | 18.0   | 9.0   | 0.0   |
| Desha                             | 152.8          | 43.7                                       | 21.8    | 58.2   | 29.1  | 0.0   |
| Greene                            | 71.4           | 0.0  | 15.3    | 5.1    | 40.8  | 10.2  |
| Jackson                           | 68.8           | 9.8  | 0.0     | 0.0    | 19.7  | 39.3  |
| Jefferson                         | 218.4          | 15.6                                       | 36.4    | 119.6  | 41.6  | 5.2   |
| Lawrence                          | 93.4           | 0.0  | 5.8     | 11.7   | 52.5  | 23.4  |
| Lee                               | 90.2           | 0.0  | 49.8    | 28.2   | 4.4   | 7.9   |
| Lincoln                           | 150.8          | 6.6  | 45.9    | 72.1   | 26.2  | 0.0   |
| Lonoke                            | 122.4          | 11.1                                       | 22.3    | 44.5   | 39.0  | 5.6   |
| Mississippi                       | 33.1           | 16.5                                       | 0.0     | 11.0   | 0.0   | 5.5   |
| Monroe                            | 138.4          | 5.1  | 20.5    | 66.6   | 41.0  | 5.1   |
| Phillips                          | 102.9          | 0.0  | 31.7    | 54.0   | 17.2  | 0.0   |
| Poinsett                          | 56.5           | 14.1                                       | 9.4     | 18.8   | 9.4   | 4.7   |
| Prairie                           | 109.9          | 11.6                                       | 11.6    | 23.1   | 57.8  | 5.8   |
| St. Francis                       | 80.3           | 13.4                                       | 26.8    | 26.8   | 13.4  | 0.0   |
| Woodruff                          | 87.0           | 17.4                                       | 11.6    | 17.4   | 40.6  | 0.0   |
| All counties                      | 2,111.0        | 245.5                                      | 452.1   | 715.7  | 540.1 | 157.5 |

\*Numbers in columns and rows may not add to totals due to rounding.

Table 6.—Area of timberland by county and stocking class of growing-stock trees, Arkansas Delta, 1995\*

| County       | All<br>classes | Stocking class ( <i>percent</i> ) |         |         |         |       |
|--------------|----------------|-----------------------------------|---------|---------|---------|-------|
|              |                | >130                              | 100–130 | 60–100  | 16.7–60 | <16.7 |
|              |                | ----- <i>Thousand acres</i> ----- |         |         |         |       |
| Arkansas     | 228.5          | 5.9                               | 46.9    | 134.8   | 23.4    | 17.6  |
| Chicot       | 71.3           | 0.0                               | 0.0     | 28.5    | 42.8    | 0.0   |
| Clay         | 79.3           | 0.0                               | 28.3    | 17.0    | 28.3    | 5.7   |
| Craighead    | 66.0           | 0.0                               | 6.6     | 52.8    | 6.6     | 0.0   |
| Crittenden   | 44.4           | 7.4                               | 14.8    | 14.8    | 0.0     | 7.4   |
| Cross        | 45.1           | 0.0                               | 0.0     | 27.0    | 18.0    | 0.0   |
| Desha        | 152.8          | 0.0                               | 29.1    | 87.3    | 29.1    | 7.3   |
| Greene       | 71.4           | 0.0                               | 20.4    | 40.8    | 10.2    | 0.0   |
| Jackson      | 68.8           | 0.0                               | 9.8     | 29.5    | 29.5    | 0.0   |
| Jefferson    | 218.4          | 20.8                              | 67.6    | 78.0    | 52.0    | 0.0   |
| Lawrence     | 93.4           | 0.0                               | 5.8     | 64.2    | 23.4    | 0.0   |
| Lee          | 90.2           | 0.0                               | 7.9     | 58.5    | 23.8    | 0.0   |
| Lincoln      | 150.8          | 0.0                               | 19.7    | 104.9   | 13.1    | 13.1  |
| Lonoke       | 122.4          | 16.7                              | 11.1    | 50.1    | 44.5    | 0.0   |
| Mississippi  | 33.1           | 0.0                               | 5.5     | 16.5    | 11.0    | 0.0   |
| Monroe       | 138.4          | 5.1                               | 25.6    | 82.0    | 25.6    | 0.0   |
| Phillips     | 102.9          | 0.0                               | 18.4    | 63.8    | 20.8    | 0.0   |
| Poinsett     | 56.5           | 0.0                               | 9.4     | 33.0    | 14.1    | 0.0   |
| Prairie      | 109.9          | 0.0                               | 34.7    | 63.6    | 5.8     | 5.8   |
| St. Francis  | 80.3           | 0.0                               | 6.7     | 40.2    | 26.8    | 6.7   |
| Woodruff     | 87.0           | 5.8                               | 11.6    | 34.8    | 29.0    | 5.8   |
| All counties | 2,111.0        | 61.7                              | 380.0   | 1,122.1 | 477.9   | 69.3  |

\*Numbers in columns and rows may not add to totals due to rounding.

Table 7.—Area of timberland by forest type group and ownership class, Arkansas Delta, 1995\*

| Forest type group          | All ownerships | National forest | Other public | Forest industry | Forest industry-leased | Other private |
|----------------------------|----------------|-----------------|--------------|-----------------|------------------------|---------------|
| ----- Thousand acres ----- |                |                 |              |                 |                        |               |
| Loblolly-shortleaf pine    | 144.0          | 0.0             | 10.8         | 48.2            | 0.0                    | 85.1          |
| Softwood total             | 144.0          | 0.0             | 10.8         | 48.2            | 0.0                    | 85.1          |
| Oak-pine                   | 88.9           | 0.0             | 11.8         | 13.1            | 0.0                    | 64.1          |
| Oak-hickory                | 451.2          | 19.1            | 17.6         | 0.0             | 0.0                    | 414.5         |
| Oak-gum-cypress            | 1,257.5        | 0.0             | 304.1        | 131.2           | 0.0                    | 822.2         |
| Elm-ash-cottonwood         | 169.4          | 0.0             | 24.1         | 48.6            | 0.0                    | 96.7          |
| Hardwood total             | 1,967.0        | 19.1            | 357.6        | 192.9           | 0.0                    | 1,397.4       |
| All types                  | 2,111.0        | 19.1            | 368.3        | 241.0           | 0.0                    | 1,482.5       |

\*Numbers in columns and rows may not add to totals due to rounding.

Table 8.—Area of timberland by ownership and stocking class of growing-stock trees, Arkansas Delta, 1995\*

| Ownership<br>class | All<br>classes | Stocking class ( <i>percent</i> ) |         |         |         |       |
|--------------------|----------------|-----------------------------------|---------|---------|---------|-------|
|                    |                | >130                              | 100–130 | 60–100  | 16.7–60 | <16.7 |
|                    |                | ----- <i>Thousand acres</i> ----- |         |         |         |       |
| National forest    | 19.1           | 0.0                               | 1.2     | 14.4    | 3.5     | 0.0   |
| Other public       | 368.3          | 5.1                               | 101.6   | 203.8   | 51.9    | 5.9   |
| Forest industry    | 241.0          | 10.4                              | 49.2    | 130.9   | 43.3    | 7.3   |
| Other private      | 1,482.5        | 46.1                              | 228.1   | 773.0   | 379.1   | 56.2  |
| All ownerships     | 2,111.0        | 61.7                              | 380.0   | 1,122.1 | 477.9   | 69.3  |

\*Numbers in columns and rows may not add to totals due to rounding.

Table 9.—Area of timberland by forest type group and stand-size class, Arkansas Delta, 1995\*

| Forest type group       | All<br>classes | Stand-size class                  |            |                      | Nonstocked<br>areas |
|-------------------------|----------------|-----------------------------------|------------|----------------------|---------------------|
|                         |                | Sawtimber                         | Poletimber | Sapling-<br>seedling |                     |
|                         |                | ----- <i>Thousand acres</i> ----- |            |                      |                     |
| Loblolly-shortleaf pine | 144.0          | 66.8                              | 26.6       | 50.6                 | 0.0                 |
| Softwood total          | 144.0          | 66.8                              | 26.6       | 50.6                 | 0.0                 |
| Oak-pine                | 88.9           | 32.3                              | 13.2       | 43.5                 | 0.0                 |
| Oak-hickory             | 451.2          | 201.6                             | 101.8      | 147.8                | 0.0                 |
| Oak-gum-cypress         | 1,257.5        | 897.8                             | 198.4      | 148.8                | 12.5                |
| Elm-ash-cottonwood      | 169.4          | 80.6                              | 25.3       | 56.2                 | 7.3                 |
| Hardwood total          | 1,967.0        | 1,212.4                           | 338.6      | 396.3                | 19.8                |
| All types               | 2,111.0        | 1,279.2                           | 365.2      | 446.8                | 19.8                |

\*Numbers in columns and rows may not add to totals due to rounding.

Table 10.—Number of live trees on timberland by species and diameter class, Arkansas Delta, 1995\*

| Species                  | All<br>classes | Diameter class (inches at breast height) |             |             |             |              |               |               |               |               |               |               |       |
|--------------------------|----------------|--|-------------|-------------|-------------|--------------|---------------|---------------|---------------|---------------|---------------|---------------|-------|
|                          |                | 1.0–<br>2.9                              | 3.0–<br>4.9 | 5.0–<br>6.9 | 7.0–<br>8.9 | 9.0–<br>10.9 | 11.0–<br>12.9 | 13.0–<br>14.9 | 15.0–<br>16.9 | 17.0–<br>18.9 | 19.0–<br>20.9 | 21.0–<br>28.9 | ≥29.0 |
| -----Thousand trees----- |                |  |             |             |             |              |               |               |               |               |               |               |       |
| Shortleaf-loblolly pines | 70,133         | 28,578                                   | 21,951      | 7,727       | 4,502       | 3,339        | 1,523         | 1,445         | 582           | 248           | 98            | 134           | 7     |
| Cypress                  | 8,038          | 1,204                                    | 1,681       | 772         | 1,066       | 572          | 572           | 574           | 385           | 304           | 223           | 403           | 282   |
| Other softwoods          | 11,038         | 7,268                                    | 3,252       | 182         | 134         | 116          | 87            | 0             | 0             | 0             | 0             | 0             | 0     |
| Total softwoods          | 89,210         | 37,051                                   | 26,884      | 8,681       | 5,701       | 4,027        | 2,182         | 2,019         | 967           | 552           | 320           | 538           | 288   |
| Select white oaks        | 35,650         | 22,111                                   | 3,829       | 2,918       | 1,816       | 1,187        | 1,424         | 888           | 539           | 414           | 178           | 306           | 38    |
| Select red oaks          | 18,473         | 8,034                                    | 5,228       | 1,702       | 455         | 473          | 516           | 414           | 308           | 281           | 450           | 515           | 96    |
| Other white oaks         | 62,027         | 27,710                                   | 12,338      | 6,272       | 4,052       | 3,630        | 2,268         | 1,602         | 1,257         | 781           | 831           | 1,067         | 218   |
| Other red oaks           | 70,655         | 27,385                                   | 16,255      | 6,311       | 5,226       | 3,992        | 3,212         | 2,325         | 1,861         | 1,298         | 975           | 1,412         | 403   |
| Hickories                | 80,007         | 38,827                                   | 18,183      | 7,210       | 5,641       | 3,779        | 2,367         | 1,721         | 974           | 508           | 272           | 442           | 82    |
| Hard maples              | 4,570          | 2,793                                    | 1,225       | 408         | 80          | 13           | 42            | 0             | 0             | 0             | 9             | 0             | 0     |
| Soft maples              | 61,151         | 37,673                                   | 14,220      | 3,431       | 2,724       | 1,361        | 691           | 519           | 174           | 181           | 89            | 68            | 20    |
| Beech                    | 1,739          | 831                                      | 599         | 34          | 0           | 7            | 53            | 29            | 31            | 40            | 24            | 76            | 16    |
| Sweetgum                 | 86,406         | 54,159                                   | 13,716      | 6,253       | 4,225       | 3,109        | 1,991         | 1,209         | 803           | 457           | 258           | 216           | 11    |
| Tupelos-blackgums        | 52,043         | 34,124                                   | 6,669       | 2,394       | 3,452       | 1,724        | 1,615         | 692           | 425           | 426           | 231           | 260           | 30    |
| Ashes                    | 55,271         | 32,052                                   | 7,377       | 5,252       | 3,386       | 2,469        | 1,657         | 1,245         | 758           | 417           | 256           | 374           | 29    |
| Cottonwood-aspen         | 2,802          | 477                                      | 477         | 335         | 194         | 0            | 88            | 53            | 144           | 148           | 279           | 462           | 145   |
| Basswood                 | 108            | 108                                      | 0           | 0           | 0           | 0            | 0             | 0             | 0             | 0             | 0             | 0             | 0     |
| Yellow-poplar            | 1,753          | 1,454                                    | 0           | 70          | 31          | 0            | 35            | 19            | 22            | 64            | 21            | 31            | 7     |
| Black walnut             | 970            | 940                                      | 0           | 0           | 0           | 8            | 0             | 23            | 0             | 0             | 0             | 0             | 0     |
| Other hardwoods          | 269,219        | 163,601                                  | 44,459      | 22,838      | 15,079      | 7,951        | 4,727         | 3,716         | 2,271         | 1,821         | 1,052         | 1,524         | 180   |
| Total hardwoods          | 802,844        | 452,280                                  | 144,574     | 65,431      | 46,362      | 29,703       | 20,686        | 14,453        | 9,566         | 6,837         | 4,926         | 6,752         | 1,273 |
| Noncommercial            | 81,731         | 58,968                                   | 12,867      | 6,423       | 2,351       | 697          | 266           | 67            | 30            | 19            | 20            | 23            | 0     |
| All species              | 973,784        | 548,298                                  | 184,325     | 80,535      | 54,414      | 34,427       | 23,133        | 16,539        | 10,563        | 7,408         | 5,267         | 7,313         | 1,562 |

\*Numbers in columns and rows may not add to totals due to rounding.



Table 11.—*Number of growing-stock trees on timberland by species and diameter class, Arkansas Delta, 1995\**

| Species                           | Diameter class (inches at breast height) |         |         |         |         |          |           |           |           |           |           |           |       |
|-----------------------------------|--|---------|---------|---------|---------|----------|-----------|-----------|-----------|-----------|-----------|-----------|-------|
|                                   | All classes                              | 1.0–2.9 | 3.0–4.9 | 5.0–6.9 | 7.0–8.9 | 9.0–10.9 | 11.0–12.9 | 13.0–14.9 | 15.0–16.9 | 17.0–18.9 | 19.0–20.9 | 21.0–28.9 | ≥29.0 |
| <i>----- Thousand trees -----</i> |  |         |         |         |         |          |           |           |           |           |           |           |       |
| Shortleaf-loblolly pines          | 60,642                                   | 24,572  | 17,837  | 6,705   | 4,203   | 3,339    | 1,523     | 1,445     | 562       | 248       | 98        | 106       | 4     |
| Cypress                           | 6,027                                    | 667     | 1,144   | 600     | 878     | 434      | 334       | 490       | 367       | 304       | 223       | 388       | 198   |
| Other softwoods                   | 7,695                                    | 5,061   | 2,115   | 182     | 134     | 116      | 87        | 0         | 0         | 0         | 0         | 0         | 0     |
| Total softwoods                   | 74,364                                   | 30,301  | 21,097  | 7,486   | 5,215   | 3,888    | 1,945     | 1,935     | 929       | 552       | 320       | 494       | 202   |
| Select white oaks                 | 19,187                                   | 9,523   | 1,421   | 2,415   | 1,487   | 1,054    | 1,222     | 752       | 525       | 345       | 133       | 281       | 30    |
| Select red oaks                   | 13,056                                   | 5,663   | 2,792   | 1,361   | 455     | 473      | 386       | 397       | 291       | 258       | 431       | 480       | 69    |
| Other white oaks                  | 31,678                                   | 5,059   | 8,304   | 4,851   | 3,560   | 3,198    | 1,805     | 1,295     | 1,048     | 680       | 739       | 957       | 183   |
| Other red oaks                    | 47,352                                   | 10,845  | 13,045  | 5,116   | 4,420   | 3,775    | 2,832     | 2,054     | 1,710     | 1,188     | 844       | 1,262     | 261   |
| Hickories                         | 45,174                                   | 12,920  | 12,698  | 5,519   | 5,018   | 3,269    | 2,129     | 1,550     | 837       | 470       | 253       | 435       | 76    |
| Hard maples                       | 1,565                                    | 0       | 1,026   | 408     | 80      | 0        | 42        | 0         | 0         | 0         | 9         | 0         | 0     |
| Soft maples                       | 17,529                                   | 6,191   | 5,782   | 2,182   | 1,272   | 927      | 541       | 271       | 112       | 131       | 60        | 61        | 0     |
| Beech                             | 997                                      | 632     | 200     | 34      | 0       | 0        | 53        | 0         | 9         | 30        | 8         | 32        | 0     |
| Sweetgum                          | 51,504                                   | 26,262  | 9,794   | 4,947   | 3,220   | 2,668    | 1,800     | 1,173     | 758       | 405       | 258       | 210       | 9     |
| Tupelos-blackgums                 | 23,931                                   | 11,701  | 2,883   | 1,917   | 3,176   | 1,544    | 941       | 670       | 358       | 337       | 184       | 198       | 24    |
| Ashes                             | 24,747                                   | 9,777   | 2,576   | 3,593   | 2,997   | 1,954    | 1,118     | 1,125     | 624       | 405       | 220       | 340       | 16    |
| Cottonwood-aspen                  | 2,175                                    | 0       | 477     | 215     | 194     | 0        | 88        | 53        | 144       | 148       | 271       | 449       | 136   |
| Yellow-poplar                     | 1,177                                    | 935     | 0       | 44      | 31      | 0        | 35        | 4         | 22        | 50        | 19        | 31        | 7     |
| Black walnut                      | 30                                       | 0       | 0       | 0       | 0       | 8        | 0         | 23        | 0         | 0         | 0         | 0         | 0     |
| Other hardwoods                   | 87,024                                   | 30,163  | 14,567  | 14,660  | 9,882   | 5,855    | 3,546     | 2,928     | 1,731     | 1,495     | 891       | 1,187     | 118   |
| Total hardwoods                   | 367,127                                  | 129,671 | 75,563  | 47,262  | 35,792  | 24,725   | 16,537    | 12,294    | 8,167     | 5,944     | 4,320     | 5,922     | 930   |
| All species                       | 441,491                                  | 159,972 | 96,659  | 54,748  | 41,007  | 28,614   | 18,482    | 14,229    | 9,096     | 6,496     | 4,640     | 6,416     | 1,131 |

\*Numbers in columns and rows may not add to totals due to rounding.

Table 12.—Volume of growing stock on timberland by species and diameter class, Arkansas Delta, 1995\*

| Species                        | All<br>classes | Diameter class (inches at breast height) |             |              |               |               |               |               |               |               |       |
|--------------------------------|----------------|--|-------------|--------------|---------------|---------------|---------------|---------------|---------------|---------------|-------|
|                                |                | 5.0–<br>6.9                              | 7.0–<br>8.9 | 9.0–<br>10.9 | 11.0–<br>12.9 | 13.0–<br>14.9 | 15.0–<br>16.9 | 17.0–<br>18.9 | 19.0–<br>20.9 | 21.0–<br>28.9 | ≥29.0 |
| ----- Million cubic feet ----- |                |  |             |              |               |               |               |               |               |               |       |
| Shortleaf-loblolly pines       | 209.8          | 15.8                                     | 27.9        | 39.6         | 30.8          | 42.8          | 23.4          | 13.0          | 5.9           | 9.9           | 0.8   |
| Cypress                        | 143.2          | 1.6                                      | 5.1         | 5.3          | 5.4           | 12.1          | 12.4          | 13.3          | 13.0          | 31.0          | 43.9  |
| Other softwoods                | 2.8            | 0.4                                      | 0.6         | 0.9          | 0.9           | 0.0           | 0.0           | 0.0           | 0.0           | 0.0           | 0.0   |
| Total softwoods                | 355.9          | 17.8                                     | 33.6        | 45.7         | 37.1          | 55.0          | 35.8          | 26.3          | 19.0          | 40.9          | 44.7  |
| Select white oaks              | 137.7          | 6.4                                      | 7.9         | 10.6         | 21.5          | 19.6          | 19.7          | 16.0          | 7.9           | 23.8          | 4.2   |
| Select red oaks                | 116.6          | 3.2                                      | 2.3         | 5.3          | 6.7           | 9.9           | 9.2           | 10.7          | 21.8          | 38.7          | 8.9   |
| Other white oaks               | 295.3          | 11.0                                     | 18.0        | 29.6         | 26.4          | 28.0          | 29.9          | 25.1          | 36.1          | 67.6          | 23.6  |
| Other red oaks                 | 471.2          | 15.4                                     | 25.9        | 39.9         | 49.3          | 52.1          | 55.8          | 50.9          | 44.7          | 101.2         | 36.0  |
| Hickories                      | 261.4          | 11.0                                     | 28.9        | 32.4         | 34.7          | 40.6          | 28.6          | 22.9          | 13.3          | 34.7          | 14.3  |
| Hard maples                    | 3.0            | 1.1                                      | 0.6         | 0.0          | 0.8           | 0.0           | 0.0           | 0.0           | 0.5           | 0.0           | 0.0   |
| Soft maples                    | 50.2           | 6.1                                      | 7.9         | 8.0          | 8.6           | 6.0           | 3.9           | 4.6           | 2.4           | 2.7           | 0.0   |
| Beech                          | 6.3            | 0.2                                      | 0.0         | 0.0          | 1.2           | 0.0           | 0.3           | 1.6           | 0.5           | 2.6           | 0.0   |
| Sweetgum                       | 216.5          | 12.1                                     | 18.8        | 28.6         | 36.7          | 31.6          | 30.5          | 20.8          | 16.9          | 18.7          | 1.7   |
| Tupelos-blackgums              | 106.7          | 4.8                                      | 16.7        | 15.4         | 13.7          | 14.0          | 9.9           | 12.2          | 7.6           | 10.6          | 1.8   |
| Ashes                          | 158.8          | 7.5                                      | 17.7        | 20.3         | 18.8          | 25.1          | 17.5          | 17.6          | 10.5          | 22.3          | 1.4   |
| Cottonwood-aspen               | 110.0          | 0.5                                      | 0.4         | 0.0          | 1.9           | 1.6           | 5.3           | 7.7           | 18.8          | 51.1          | 22.7  |
| Yellow-poplar                  | 10.2           | 0.1                                      | 0.1         | 0.0          | 0.7           | 0.1           | 1.1           | 2.4           | 1.1           | 3.1           | 1.3   |
| Black walnut                   | 0.7            | 0.0                                      | 0.0         | 0.1          | 0.0           | 0.6           | 0.0           | 0.0           | 0.0           | 0.0           | 0.0   |
| Other hardwoods                | 550.3          | 33.4                                     | 57.4        | 58.4         | 58.1          | 70.1          | 54.9          | 62.1          | 49.7          | 92.6          | 13.4  |
| Total hardwoods                | 2,494.7        | 112.7                                    | 202.6       | 248.6        | 279.0         | 299.3         | 266.7         | 254.7         | 231.9         | 469.9         | 129.3 |
| All species                    | 2,850.6        | 130.5                                    | 236.2       | 294.3        | 316.1         | 354.3         | 302.5         | 281.0         | 250.9         | 510.8         | 174.0 |

\*Numbers in columns and rows may not add to totals due to rounding.

Table 13.—*Volume of growing stock in the sawlog portion of sawtimber trees on timberland by species and diameter class, Arkansas Delta, 1995\**

| Species   | All<br>classes | Diameter class (inches at breast height) |               |               |               |               |               |               |       |
|---|----------------|--|---------------|---------------|---------------|---------------|---------------|---------------|-------|
|   |                | 9.0–<br>10.9                             | 11.0–<br>12.9 | 13.0–<br>14.9 | 15.0–<br>16.9 | 17.0–<br>18.9 | 19.0–<br>20.9 | 21.0–<br>28.9 | ≥29.0 |
| <hr/> <i>----- Million cubic feet -----</i> <hr/> |                |  |               |               |               |               |               |               |       |
| Shortleaf–loblolly pines                          | 140.5          | 31.5                                     | 26.9          | 37.4          | 19.9          | 10.9          | 4.8           | 8.4           | 0.6   |
| Cypress   | 120.9          | 3.9                                      | 4.1           | 10.3          | 11.2          | 11.8          | 11.6          | 28.0          | 40.1  |
| Other softwoods                                   | 1.6            | 0.8                                      | 0.8           | 0.0           | 0.0           | 0.0           | 0.0           | 0.0           | 0.0   |
| Total softwoods                                   | 263.0          | 36.2                                     | 31.8          | 47.7          | 31.1          | 22.6          | 16.4          | 36.4          | 40.7  |
| Select white oaks                                 | 90.2           | 0.0                                      | 16.0          | 16.1          | 16.2          | 12.6          | 6.4           | 19.1          | 3.8   |
| Select red oaks                                   | 87.4           | 0.0                                      | 4.9           | 8.2           | 7.6           | 8.7           | 18.0          | 32.5          | 7.6   |
| Other white oaks                                  | 191.2          | 0.0                                      | 19.5          | 21.3          | 24.3          | 20.4          | 29.6          | 55.8          | 20.4  |
| Other red oaks                                    | 320.6          | 0.0                                      | 35.6          | 42.0          | 46.8          | 42.2          | 37.4          | 84.2          | 32.4  |
| Hickories   | 154.3          | 0.0                                      | 24.2          | 33.2          | 23.8          | 18.9          | 11.4          | 29.8          | 13.1  |
| Hard maples                                       | 1.0            | 0.0                                      | 0.5           | 0.0           | 0.0           | 0.0           | 0.4           | 0.0           | 0.0   |
| Soft maples                                       | 20.9           | 0.0                                      | 5.6           | 4.3           | 3.2           | 3.6           | 1.9           | 2.2           | 0.0   |
| Beech   | 4.7            | 0.0                                      | 0.9           | 0.0           | 0.2           | 1.1           | 0.4           | 2.0           | 0.0   |
| Sweetgum  | 129.9          | 0.0                                      | 25.8          | 25.3          | 27.0          | 18.6          | 15.0          | 16.7          | 1.4   |
| Tupelos–blackgums                                 | 56.1           | 0.0                                      | 9.5           | 10.4          | 8.0           | 10.6          | 6.8           | 9.2           | 1.7   |
| Ashes   | 92.1           | 0.0                                      | 12.4          | 19.4          | 14.4          | 15.2          | 9.5           | 20.1          | 1.2   |
| Cottonwood–aspen                                  | 98.5           | 0.0                                      | 1.4           | 1.5           | 4.3           | 6.9           | 16.6          | 46.8          | 21.1  |
| Yellow–poplar                                     | 8.8            | 0.0                                      | 0.5           | 0.1           | 0.9           | 2.2           | 1.0           | 2.8           | 1.2   |
| Black walnut                                      | 0.5            | 0.0                                      | 0.0           | 0.5           | 0.0           | 0.0           | 0.0           | 0.0           | 0.0   |
| Other hardwoods                                   | 326.2          | 0.0                                      | 41.8          | 55.5          | 44.4          | 51.7          | 41.8          | 79.7          | 11.3  |
| Total hardwoods                                   | 1,582.4        | 0.0                                      | 198.5         | 237.8         | 221.3         | 212.7         | 196.2         | 400.6         | 115.2 |
| All species                                       | 1,845.3        | 36.2                                     | 230.3         | 285.5         | 252.4         | 235.4         | 212.6         | 437.0         | 155.9 |

\*Numbers in columns and rows may not add to totals due to rounding.

Table 14.—*Volume of sawtimber on timberland by species and diameter class, Arkansas Delta, 1995\**

| Species                                     | All<br>classes | Diameter class (inches at breast height) |               |               |               |               |               |               |       |
|---|----------------|--|---------------|---------------|---------------|---------------|---------------|---------------|-------|
|   |                | 9.0–<br>10.9                             | 11.0–<br>12.9 | 13.0–<br>14.9 | 15.0–<br>16.9 | 17.0–<br>18.9 | 19.0–<br>20.9 | 21.0–<br>28.9 | ≥29.0 |
| ----- Million board feet <sup>†</sup> ----- |                |  |               |               |               |               |               |               |       |
| Shortleaf-loblolly pines                    | 871.2          | 168.6                                    | 162.8         | 237.8         | 132.0         | 73.8          | 32.5          | 59.3          | 4.4   |
| Cypress                                     | 697.4          | 19.7                                     | 20.7          | 56.5          | 62.4          | 67.4          | 69.7          | 167.7         | 233.3 |
| Other softwoods                             | 7.5            | 3.4                                      | 4.0           | 0.0           | 0.0           | 0.0           | 0.0           | 0.0           | 0.0   |
| Total softwoods                             | 1,576.1        | 191.7                                    | 187.5         | 294.3         | 194.4         | 141.1         | 102.3         | 227.0         | 237.7 |
| Select white oaks                           | 565.2          | 0.0                                      | 88.7          | 97.5          | 104.4         | 81.5          | 40.8          | 129.5         | 22.8  |
| Select red oaks                             | 533.1          | 0.0                                      | 25.7          | 47.8          | 44.0          | 52.5          | 114.6         | 203.2         | 45.3  |
| Other white oaks                            | 1,150.7        | 0.0                                      | 103.5         | 119.4         | 141.8         | 123.9         | 182.6         | 350.0         | 129.4 |
| Other red oaks                              | 1,922.1        | 0.0                                      | 192.7         | 241.6         | 276.2         | 256.7         | 233.2         | 530.5         | 191.1 |
| Hickories                                   | 944.0          | 0.0                                      | 132.7         | 199.0         | 149.4         | 121.0         | 71.8          | 188.8         | 81.2  |
| Hard maples                                 | 5.9            | 0.0                                      | 3.1           | 0.0           | 0.0           | 0.0           | 2.8           | 0.0           | 0.0   |
| Soft maples                                 | 121.0          | 0.0                                      | 31.1          | 24.5          | 20.1          | 21.2          | 11.3          | 12.8          | 0.0   |
| Beech                                       | 30.3           | 0.0                                      | 5.4           | 0.0           | 1.5           | 7.4           | 2.6           | 13.3          | 0.0   |
| Sweetgum                                    | 786.0          | 0.0                                      | 147.7         | 147.1         | 165.3         | 113.8         | 95.2          | 107.9         | 9.0   |
| Tupelos-blackgums                           | 289.9          | 0.0                                      | 46.9          | 52.9          | 42.9          | 54.9          | 35.8          | 49.1          | 7.4   |
| Ashes                                       | 512.8          | 0.0                                      | 65.9          | 104.3         | 78.0          | 92.3          | 53.0          | 112.5         | 6.8   |
| Cottonwood-aspen                            | 629.5          | 0.0                                      | 8.2           | 9.6           | 26.7          | 42.8          | 110.3         | 306.5         | 125.3 |
| Yellow-poplar                               | 57.9           | 0.0                                      | 3.1           | 0.6           | 6.2           | 13.9          | 6.3           | 19.2          | 8.6   |
| Black walnut                                | 2.6            | 0.0                                      | 0.0           | 2.6           | 0.0           | 0.0           | 0.0           | 0.0           | 0.0   |
| Other hardwoods                             | 1,973.9        | 0.0                                      | 232.0         | 324.8         | 262.0         | 321.0         | 268.7         | 504.1         | 61.2  |
| Total hardwoods                             | 9,524.8        | 0.0                                      | 1,086.7       | 1,371.7       | 1,318.6       | 1,302.9       | 1,229.1       | 2,527.5       | 688.2 |
| All species                                 | 11,100.9       | 191.7                                    | 1,274.3       | 1,666.0       | 1,513.0       | 1,444.1       | 1,331.4       | 2,754.5       | 926.0 |

\*Numbers in columns and rows may not add to totals due to rounding.

<sup>†</sup>International 1/4-inch Rule.

Table 15.—Volume of growing stock and sawtimber on timberland by county and species group, Arkansas Delta, 1995\*

| County                         | Growing stock |          |         |       |                   |                   | Sawtimber   |          |         |       |                   |                   |
|--------------------------------|---------------|----------|---------|-------|-------------------|-------------------|-------------|----------|---------|-------|-------------------|-------------------|
|                                | All species   | Softwood |         |       | Hardwood          |                   | All species | Softwood |         |       | Hardwood          |                   |
|                                |               | Planted  | Pine    |       | Soft <sup>†</sup> | Hard <sup>‡</sup> |             | Planted  | Pine    |       | Soft <sup>†</sup> | Hard <sup>‡</sup> |
|                                |               |          | Natural | Other |                   |                   |             |          | Natural | Other |                   |                   |
| ----- Million cubic feet ----- |               |          |         |       |                   |                   |             |          |         |       |                   |                   |
| Arkansas                       | 293.5         | 0.3      | 0.0     | 15.8  | 71.3              | 206.1             | 1,153.4     | 0.0      | 0.0     | 49.5  | 267.0             | 836.9             |
| Chicot                         | 68.1          | 0.0      | 0.0     | 1.1   | 41.8              | 25.2              | 289.8       | 0.0      | 0.0     | 3.8   | 168.3             | 117.6             |
| Clay                           | 88.4          | 0.0      | 0.0     | 0.5   | 29.2              | 58.6              | 330.6       | 0.0      | 0.0     | 2.1   | 101.6             | 226.9             |
| Craighead                      | 97.0          | 0.0      | 2.1     | 15.9  | 44.7              | 34.3              | 345.0       | 0.0      | 5.9     | 77.4  | 160.5             | 101.3             |
| Crittenden                     | 82.1          | 0.0      | 0.0     | 0.2   | 73.9              | 8.0               | 381.0       | 0.0      | 0.0     | 0.0   | 365.1             | 15.9              |
| Cross                          | 63.2          | 0.0      | 0.0     | 0.0   | 7.8               | 55.4              | 254.7       | 0.0      | 0.0     | 0.0   | 22.5              | 232.3             |
| Desha                          | 249.7         | 0.0      | 0.0     | 24.5  | 160.2             | 65.0              | 1,078.2     | 0.0      | 0.0     | 120.9 | 672.1             | 285.1             |
| Greene                         | 63.8          | 0.0      | 9.3     | 0.0   | 11.7              | 42.9              | 256.5       | 0.0      | 53.5    | 0.0   | 29.9              | 173.1             |
| Jackson                        | 58.2          | 0.0      | 0.0     | 0.4   | 12.3              | 45.6              | 155.0       | 0.0      | 0.0     | 1.6   | 44.5              | 109.0             |
| Jefferson                      | 358.0         | 27.2     | 104.1   | 19.2  | 67.8              | 139.6             | 1,392.3     | 30.4     | 494.5   | 91.4  | 263.6             | 512.4             |
| Lawrence                       | 60.4          | 0.0      | 0.0     | 2.8   | 9.6               | 47.9              | 182.9       | 0.0      | 0.0     | 7.5   | 16.6              | 158.8             |
| Lee                            | 167.1         | 0.0      | 0.0     | 3.0   | 85.7              | 78.4              | 741.3       | 0.0      | 0.0     | 15.7  | 386.2             | 339.5             |
| Lincoln                        | 162.5         | 11.8     | 36.4    | 2.6   | 32.3              | 79.4              | 619.9       | 38.2     | 164.4   | 13.0  | 91.6              | 312.7             |
| Lonoke                         | 100.4         | 7.6      | 0.0     | 2.2   | 23.5              | 67.2              | 346.8       | 38.6     | 0.0     | 10.8  | 63.5              | 233.9             |
| Mississippi                    | 54.3          | 0.0      | 0.0     | 8.3   | 29.4              | 16.6              | 159.9       | 0.0      | 0.0     | 41.1  | 75.9              | 42.9              |
| Monroe                         | 239.1         | 0.0      | 10.1    | 24.4  | 89.2              | 115.4             | 997.5       | 0.0      | 45.8    | 145.3 | 341.4             | 465.0             |
| Phillips                       | 161.1         | 0.0      | 0.0     | 0.9   | 50.4              | 109.8             | 633.8       | 0.0      | 0.0     | 4.0   | 204.5             | 425.3             |
| Poinsett                       | 76.0          | 0.0      | 0.0     | 1.1   | 15.0              | 60.0              | 318.5       | 0.0      | 0.0     | 4.3   | 52.6              | 261.6             |
| Prairie                        | 168.0         | 0.0      | 0.9     | 10.2  | 51.9              | 105.0             | 620.2       | 0.0      | 0.0     | 51.3  | 191.3             | 377.6             |
| St. Francis                    | 107.3         | 0.0      | 0.0     | 0.5   | 41.6              | 65.2              | 383.6       | 0.0      | 0.0     | 2.1   | 118.2             | 263.3             |
| Woodruff                       | 132.4         | 0.0      | 0.0     | 12.5  | 46.4              | 73.5              | 460.0       | 0.0      | 0.0     | 63.0  | 123.3             | 273.6             |
| All counties                   | 2,850.6       | 46.9     | 163.0   | 146.0 | 995.7             | 1,499.0           | 11,100.9    | 107.2    | 764.0   | 704.9 | 3,760.3           | 5,764.6           |

\*Numbers in columns and rows may not add to totals due to rounding.

<sup>†</sup>Hardwood species with an average specific gravity of 0.50 or less such as gums, yellow-poplar, cottonwoods, red maple, basswoods, aspens, and willows.<sup>‡</sup>Hardwood species with an average specific gravity greater than 0.50 such as oaks, hard maples, hickories, and green and white ash.<sup>§</sup>International 1/4-inch Rule.

Table 16.—Volume of timber on timberland by class of timber and species group, Arkansas Delta, 1995\*

| Class of timber                | All species | Softwood |         |       | Hardwood          |                   |
|--------------------------------|-------------|----------|---------|-------|-------------------|-------------------|
|                                |             | Pine     |         |       | Soft <sup>†</sup> | Hard <sup>‡</sup> |
|                                |             | Planted  | Natural | Other |                   |                   |
| ----- Million cubic feet ----- |             |          |         |       |                   |                   |
| Sawtimber trees                |             |          |         |       |                   |                   |
| Saw-log portion                | 1,845.3     | 19.1     | 121.3   | 122.5 | 623.2             | 959.1             |
| Upper-stem portion             | 389.9       | 5.1      | 20.6    | 15.8  | 129.6             | 218.8             |
| Total                          | 2,235.2     | 24.2     | 141.9   | 138.3 | 752.9             | 1,177.9           |
| Poletimber trees               | 615.4       | 22.6     | 21.1    | 7.7   | 242.8             | 321.1             |
| All growing-stock trees        | 2,850.6     | 46.9     | 163.0   | 146.0 | 995.7             | 1,499.0           |
| Rough trees                    |             |          |         |       |                   |                   |
| Sawtimber size                 | 164.0       | 0.9      | 0.9     | 11.9  | 65.5              | 84.7              |
| Poletimber size                | 130.9       | 0.6      | 3.8     | 0.8   | 67.4              | 58.3              |
| Total                          | 294.9       | 1.5      | 4.7     | 12.7  | 132.9             | 143.0             |
| Rotten trees                   |             |          |         |       |                   |                   |
| Sawtimber size                 | 31.3        | 0.0      | 0.0     | 2.8   | 10.7              | 17.8              |
| Poletimber size                | 2.1         | 0.0      | 0.0     | 0.2   | 0.8               | 1.2               |
| Total                          | 33.4        | 0.0      | 0.0     | 2.9   | 11.5              | 19.0              |
| Salvable dead trees            |             |          |         |       |                   |                   |
| Sawtimber size                 | 19.7        | 0.0      | 2.8     | 0.0   | 5.7               | 11.1              |
| Poletimber size                | 12.8        | 0.0      | 0.0     | 0.0   | 2.6               | 10.2              |
| Total                          | 32.5        | 0.0      | 2.8     | 0.0   | 8.2               | 21.4              |
| All classes                    | 3,211.4     | 48.4     | 170.6   | 161.7 | 1,148.4           | 1,682.4           |

\*Numbers in columns and rows may not add to totals due to rounding.

<sup>†</sup>Hardwood species with an average specific gravity of 0.50 or less such as gums, yellow-poplar, cottonwoods, red maple, basswoods, aspens, and willows.<sup>‡</sup>Hardwood species with an average specific gravity greater than 0.50 such as oaks, hard maples, hickories, and green and white ash.

Table 17.—Volume of live trees and growing stock on timberland by ownership class and species group, Arkansas Delta, 1995\*

| Ownership class                | Live trees  |          |         |       |                   |                   | Growing stock |          |         |       |                   |                   |      |  |      |  |
|--------------------------------|-------------|----------|---------|-------|-------------------|-------------------|---------------|----------|---------|-------|-------------------|-------------------|------|--|------|--|
|                                | All species | Softwood |         |       | Hardwood          |                   | All species   | Softwood |         |       | Hardwood          |                   |      |  |      |  |
|                                |             | Planted  | Natural | Other | Soft <sup>†</sup> | Hard <sup>‡</sup> |               | Planted  | Natural | Other | Soft <sup>†</sup> | Hard <sup>‡</sup> |      |  |      |  |
|                                |             |          |         |       |                   |                   |               |          |         |       |                   |                   | Pine |  | Pine |  |
|                                |             |          |         |       |                   |                   |               |          |         |       |                   |                   |      |  |      |  |
| ----- Million cubic feet ----- |             |          |         |       |                   |                   |               |          |         |       |                   |                   |      |  |      |  |
| National forest                | 48.4        | 0.0      | 0.0     | 0.0   | 10.7              | 37.7              | 45.3          | 0.0      | 0.0     | 0.0   | 10.1              | 35.2              |      |  |      |  |
| Other public                   | 771.0       | 0.0      | 25.1    | 42.7  | 235.0             | 468.2             | 708.0         | 0.0      | 24.5    | 39.0  | 206.9             | 437.6             |      |  |      |  |
| Forest industry                | 406.3       | 39.6     | 42.9    | 22.3  | 216.9             | 84.6              | 373.0         | 39.0     | 42.8    | 20.4  | 192.3             | 78.5              |      |  |      |  |
| Other private                  | 1,953.2     | 8.7      | 99.7    | 96.7  | 677.5             | 1,070.5           | 1,724.3       | 7.8      | 95.7    | 86.7  | 586.3             | 947.8             |      |  |      |  |
| All ownerships                 | 3,178.9     | 48.4     | 167.7   | 161.7 | 1,140.1           | 1,661.0           | 2,850.6       | 46.9     | 163.0   | 146.0 | 995.7             | 1,499.0           |      |  |      |  |

\*Numbers in columns and rows may not add to totals due to rounding.

<sup>†</sup>Hardwood species with an average specific gravity of 0.50 or less such as gums, yellow-poplar, cottonwoods, red maple, basswoods, aspens, and willows.<sup>‡</sup>Hardwood species with an average specific gravity greater than 0.50 such as oaks, hard maples, hickories, and green and white ash.

Table 18.—Average net annual growth of growing stock and sawtimber on timberland by county and species group, Arkansas Delta, 1988–1995\*

| County       | Growing stock                  |         |         |          |                   |                   | Sawtimber                                   |         |         |          |                   |                   |
|--------------|--------------------------------|---------|---------|----------|-------------------|-------------------|---|---------|---------|----------|-------------------|-------------------|
|              | Softwood                       |         |         | Hardwood |                   |                   | Softwood                                    |         |         | Hardwood |                   |                   |
|              | All species                    | Pine    |         |          | Soft <sup>†</sup> | Hard <sup>‡</sup> | All species                                 | Pine    |         |          | Soft <sup>†</sup> | Hard <sup>‡</sup> |
|              |                                | Planted | Natural | Other    |                   |                   |   | Planted | Natural | Other    |                   |                   |
|              | ----- Million cubic feet ----- |         |         |          |                   |                   | ----- Million board feet <sup>§</sup> ----- |         |         |          |                   |                   |
| Arkansas     | 5.8                            | 0.0     | 0.0     | 0.5      | 0.7               | 4.6               | 27.4  | 0.0     | 0.0     | 1.8      | 4.9               | 20.6              |
| Chicot       | 2.8                            | 0.0     | 0.0     | 0.1      | 2.0               | 0.8               | 10.8  | 0.0     | 0.0     | 0.4      | 8.2               | 2.2               |
| Clay         | 2.5                            | 0.0     | 0.0     | 0.0      | 0.4               | 2.1               | 12.6  | 0.0     | 0.0     | 0.1      | 2.0               | 10.6              |
| Craighead    | 2.8                            | 0.0     | 0.2     | 0.1      | 1.3               | 1.3               | 10.0  | 0.0     | 0.8     | 0.4      | 5.1               | 3.6               |
| Crittenden   | 5.0                            | 0.0     | 0.0     | 0.0      | 4.4               | 0.6               | 26.2  | 0.0     | 0.0     | 0.0      | 24.0              | 2.2               |
| Cross        | 1.6                            | 0.0     | 0.0     | 0.0      | 0.0               | 1.7               | 10.3  | 0.0     | 0.0     | 0.0      | 0.3               | 10.0              |
| Desha        | 7.8                            | 0.0     | 0.0     | 0.6      | 4.5               | 2.7               | 50.0  | 0.0     | 0.0     | 2.7      | 33.2              | 14.0              |
| Greene       | 2.4                            | 0.0     | 0.1     | 0.0      | 0.5               | 1.8               | 15.2  | 0.0     | 2.3     | 0.0      | 2.5               | 10.4              |
| Jackson      | 2.5                            | 0.0     | 0.0     | 0.1      | 0.6               | 1.9               | 9.4   | 0.0     | 0.0     | 0.2      | 3.2               | 6.0               |
| Jefferson    | 14.7                           | 1.9     | 7.7     | 0.4      | 1.4               | 3.3               | 74.4  | 2.8     | 43.9    | 1.1      | 6.7               | 19.9              |
| Lawrence     | 3.4                            | 0.0     | 0.0     | 0.1      | 0.3               | 2.9               | 11.1  | 0.0     | 0.0     | 0.7      | 0.1               | 10.3              |
| Lee          | 2.6                            | 0.0     | 0.0     | 0.0      | 0.4               | 2.3               | 11.1  | 0.0     | 0.0     | 0.0      | 0.5               | 10.6              |
| Lincoln      | 7.6                            | 1.7     | 1.5     | 0.1      | 0.9               | 3.3               | 33.2  | 6.3     | 10.8    | 0.4      | 3.0               | 12.7              |
| Lonoke       | 4.3                            | 0.8     | 0.0     | 0.0      | 0.8               | 2.8               | 16.6  | 3.9     | 0.0     | 0.0      | 2.3               | 10.3              |
| Mississippi  | 2.8                            | 0.0     | 0.0     | 0.5      | 1.8               | 0.6               | 8.7   | 0.0     | 0.0     | 2.0      | 5.9               | 0.8               |
| Monroe       | 4.7                            | 0.0     | 0.4     | 0.2      | 1.7               | 2.2               | 32.0  | 0.0     | 3.1     | 1.3      | 15.5              | 12.1              |
| Phillips     | 6.6                            | 0.0     | 0.0     | 0.0      | 2.1               | 4.5               | 30.1  | 0.0     | 0.0     | 0.0      | 11.9              | 18.2              |
| Poinsett     | 2.2                            | 0.0     | 0.0     | -0.2     | 0.2               | 2.2               | 11.5  | 0.0     | 0.0     | -1.1     | 1.2               | 11.4              |
| Prairie      | 5.6                            | 0.0     | 0.0     | 0.5      | 1.0               | 4.1               | 25.3  | 0.0     | 0.0     | 2.8      | 4.5               | 18.0              |
| St. Francis  | 4.0                            | 0.0     | 0.0     | 0.0      | 1.7               | 2.3               | 16.6  | 0.0     | 0.0     | 0.0      | 6.4               | 10.3              |
| Woodruff     | 5.6                            | 0.0     | 0.0     | 0.0      | 1.8               | 3.8               | 20.9  | 0.0     | 0.0     | 0.3      | 5.7               | 15.0              |
| All counties | 97.5                           | 4.4     | 9.9     | 3.1      | 28.5              | 51.6              | 463.5                                       | 12.9    | 60.9    | 13.3     | 146.9             | 229.4             |

\*Numbers in columns and rows may not add to totals due to rounding.

<sup>†</sup>Hardwood species with an average specific gravity of 0.50 or less such as gums, yellow-poplar, cottonwoods, red maple, basswoods, aspens, and willows.<sup>‡</sup>Hardwood species with an average specific gravity greater than 0.50 such as oaks, hard maples, hickories, and green and white ash.<sup>§</sup>International 1/4-inch Rule.

Table 19.—Average annual removals of growing stock and sawtimber on timberland by county and species group, Arkansas Delta, 1988–1995\*

| County       | Growing stock                  |         |         |          |                   |                   | Sawtimber                                   |         |         |          |                   |                   |
|--------------|--------------------------------|---------|---------|----------|-------------------|-------------------|---|---------|---------|----------|-------------------|-------------------|
|              | Softwood                       |         |         | Hardwood |                   |                   | Softwood                                    |         |         | Hardwood |                   |                   |
|              | All species                    | Pine    |         |          | Soft <sup>†</sup> | Hard <sup>‡</sup> | All species                                 | Pine    |         |          | Soft <sup>†</sup> | Hard <sup>‡</sup> |
|              |                                | Planted | Natural | Other    |                   |                   |   | Planted | Natural | Other    |                   |                   |
|              | ----- Million cubic feet ----- |         |         |          |                   |                   | ----- Million board feet <sup>§</sup> ----- |         |         |          |                   |                   |
| Arkansas     | 9.2                            | 0.0     | 0.0     | 0.6      | 4.7               | 3.9               | 44.6  | 0.0     | 0.0     | 3.2      | 22.9              | 18.6              |
| Chicot       | 4.5                            | 0.0     | 0.0     | 0.0      | 3.0               | 1.5               | 21.5  | 0.0     | 0.0     | 0.0      | 14.4              | 7.1               |
| Clay         | 3.9                            | 0.0     | 0.0     | 0.0      | 1.1               | 2.8               | 20.4  | 0.0     | 0.0     | 0.0      | 6.0               | 14.4              |
| Craighead    | 0.1                            | 0.0     | 0.0     | 0.0      | 0.0               | 0.1               | 0.3   | 0.0     | 0.0     | 0.0      | 0.0               | 0.3               |
| Crittenden   | 1.2                            | 0.0     | 0.0     | 0.1      | 0.8               | 0.3               | 3.1   | 0.0     | 0.0     | 0.0      | 2.5               | 0.6               |
| Cross        | 1.3                            | 0.0     | 0.0     | 0.0      | 0.0               | 1.3               | 6.9   | 0.0     | 0.0     | 0.0      | 0.0               | 6.9               |
| Desha        | 9.4                            | 0.0     | 0.0     | 0.0      | 6.3               | 3.1               | 45.9  | 0.0     | 0.0     | 0.1      | 28.6              | 17.2              |
| Greene       | 2.3                            | 0.0     | 0.1     | 0.0      | 0.5               | 1.7               | 11.2  | 0.0     | 0.4     | 0.0      | 2.7               | 8.2               |
| Jackson      | 0.0                            | 0.0     | 0.0     | 0.0      | 0.0               | 0.0               | 0.0   | 0.0     | 0.0     | 0.0      | 0.0               | 0.0               |
| Jefferson    | 3.6                            | 0.0     | 2.8     | 0.0      | 0.1               | 0.8               | 11.9  | 0.0     | 9.1     | 0.0      | 0.1               | 2.6               |
| Lawrence     | 2.2                            | 0.0     | 0.0     | 0.0      | 0.1               | 2.0               | 10.1  | 0.0     | 0.0     | 0.0      | 0.7               | 9.4               |
| Lee          | 0.2                            | 0.0     | 0.0     | 0.0      | 0.0               | 0.2               | 0.9   | 0.0     | 0.0     | 0.0      | 0.0               | 0.9               |
| Lincoln      | 8.6                            | 0.0     | 4.6     | 0.0      | 0.6               | 3.5               | 35.9  | 0.0     | 22.9    | 0.0      | 2.0               | 11.0              |
| Lonoke       | 2.2                            | 0.0     | 0.0     | 0.1      | 1.2               | 0.9               | 7.6   | 0.0     | 0.0     | 0.7      | 3.0               | 4.0               |
| Mississippi  | 0.3                            | 0.0     | 0.0     | 0.0      | 0.3               | 0.0               | 1.5   | 0.0     | 0.0     | 0.0      | 1.5               | 0.0               |
| Monroe       | 3.9                            | 0.0     | 0.2     | 0.0      | 1.0               | 2.7               | 19.3  | 0.0     | 1.0     | 0.0      | 4.3               | 14.0              |
| Phillips     | 2.2                            | 0.0     | 0.0     | 0.0      | 1.1               | 1.1               | 12.8  | 0.0     | 0.0     | 0.0      | 6.8               | 5.9               |
| Poinsett     | 2.7                            | 0.0     | 0.0     | 0.1      | 0.8               | 1.9               | 13.9  | 0.0     | 0.0     | 0.3      | 4.4               | 9.2               |
| Prairie      | 6.6                            | 0.0     | 0.0     | 0.4      | 4.2               | 1.9               | 27.2  | 0.0     | 0.0     | 1.8      | 15.2              | 10.2              |
| St. Francis  | 0.5                            | 0.0     | 0.0     | 0.0      | 0.0               | 0.5               | 1.6   | 0.0     | 0.0     | 0.0      | 0.0               | 1.6               |
| Woodruff     | 1.3                            | 0.0     | 0.0     | 0.1      | 0.1               | 1.1               | 6.7   | 0.0     | 0.0     | 0.4      | 0.5               | 5.8               |
| All counties | 66.3                           | 0.0     | 7.7     | 1.4      | 25.9              | 31.3              | 303.2                                       | 0.0     | 33.4    | 6.4      | 115.5             | 147.8             |

\*Numbers in columns and rows may not add to totals due to rounding.

<sup>†</sup>Hardwood species with an average specific gravity of 0.50 or less such as gums, yellow-poplar, cottonwoods, red maple, basswoods, aspens, and willows.<sup>‡</sup>Hardwood species with an average specific gravity greater than 0.50 such as oaks, hard maples, hickories, and green and white ash.<sup>§</sup>International 1/4-inch Rule.

Table 20.—Average net annual growth and average annual removals of growing stock on timberland by species, Arkansas Delta, 1988–1995\*

| Species                        | Growth | Removals |
|--------------------------------|--------|----------|
| ----- Million cubic feet ----- |        |          |
| Yellow pines                   | 14.3   | 7.7      |
| Other softwoods                | 3.1    | 1.4      |
| Total softwoods                | 17.4   | 9.1      |
| Select white-red oaks          | 10.5   | 5.1      |
| Other white-red oaks           | 26.1   | 16.4     |
| Hickories                      | 8.1    | 5.7      |
| Hard maples                    | 0.1    | 0.0      |
| Sweetgum                       | 6.8    | 8.4      |
| Ashes-walnut-black cherry      | 6.4    | 3.5      |
| Yellow-poplar                  | 0.3    | 0.1      |
| Other hardwoods                | 21.8   | 17.9     |
| Total hardwoods                | 80.1   | 57.2     |
| All species                    | 97.5   | 66.3     |

\*Numbers in columns may not add to totals due to rounding.



Table 21.—Average net annual growth and average annual removals of sawtimber on timberland by species, Arkansas Delta, 1988–1995\*

| Species                   | Growth                                      | Removals |
|---------------------------|---|----------|
|                           | ----- Million board feet <sup>†</sup> ----- |          |
| Yellow pines              | 73.8  | 33.4     |
| Other softwoods           | 13.3  | 6.4      |
| Total softwoods           | 87.2  | 39.8     |
| Select white–red oaks     | 49.1  | 24.6     |
| Other white–red oaks      | 120.0                                       | 76.9     |
| Hickories                 | 31.2  | 27.1     |
| Hard maples               | 0.4   | 0.0      |
| Sweetgum                  | 38.5  | 43.1     |
| Ashes–walnut–black cherry | 28.3  | 16.1     |
| Yellow–poplar             | 2.2   | 0.6      |
| Other hardwoods           | 106.5                                       | 74.8     |
| Total hardwoods           | 376.3                                       | 263.3    |
| All species               | 463.5                                       | 303.2    |

\*Numbers in columns may not add to totals due to rounding.

<sup>†</sup>International 1/4-inch Rule..

Table 22.—Average annual mortality of growing stock and sawtimber on timberland by species, Arkansas Delta, 1988–1995\*

| Species                   | Growing stock      | Sawtimber                       |
|---------------------------|--------------------|---------------------------------|
|                           | Million cubic feet | Million board feet <sup>†</sup> |
| Yellow pines              | 1.7                | 7.2                             |
| Other softwoods           | 0.1                | 0.3                             |
| Total softwoods           | 1.8                | 7.5                             |
| Select white–red oaks     | 1.0                | 3.8                             |
| Other white–red oaks      | 5.5                | 18.5                            |
| Hickories                 | 2.6                | 7.9                             |
| Sweetgum                  | 2.3                | 9.6                             |
| Ashes–walnut–black cherry | 1.1                | 3.8                             |
| Other hardwoods           | 15.0               | 55.0                            |
| Total hardwoods           | 27.4               | 98.6                            |
| All species               | 29.2               | 106.1                           |

\*Numbers in columns may not add to totals due to rounding.

<sup>†</sup>International 1/4-inch Rule..

Table 23.—Average net annual growth and average annual removals of growing stock on timberland by ownership class and species group, Arkansas Delta, 1988–1995\*

| Ownership class | Growth      |                                |         |       |                   |                   | Removals    |         |         |       |                   |                   |
|-----------------|-------------|--------------------------------|---------|-------|-------------------|-------------------|-------------|---------|---------|-------|-------------------|-------------------|
|                 | Softwood    |                                |         |       | Hardwood          |                   | Softwood    |         |         |       | Hardwood          |                   |
|                 | All species | Pine                           |         |       | Soft <sup>†</sup> | Hard <sup>‡</sup> | All species | Pine    |         |       | Soft <sup>†</sup> | Hard <sup>‡</sup> |
|                 |             | Planted                        | Natural | Other |                   |                   |             | Planted | Natural | Other |                   |                   |
|                 |             | ----- Million cubic feet ----- |         |       |                   |                   |             |         |         |       |                   |                   |
| National forest | 1.4         | 0.0                            | 0.0     | 0.0   | 0.3               | 1.1               | 0.3         | 0.0     | 0.0     | 0.0   | 0.0               | 0.3               |
| Other public    | 16.2        | 0.0                            | 1.6     | 0.5   | 3.0               | 11.1              | 5.1         | 0.0     | 0.1     | 0.2   | 1.9               | 2.9               |
| Forest industry | 16.1        | 3.1                            | 5.2     | 0.5   | 4.4               | 2.9               | 17.4        | 0.0     | 3.1     | 0.0   | 10.1              | 4.2               |
| Other private   | 63.8        | 1.3                            | 3.1     | 2.1   | 20.8              | 36.6              | 43.5        | 0.0     | 4.5     | 1.3   | 13.9              | 23.9              |
| All ownerships  | 97.5        | 4.4                            | 9.9     | 3.1   | 28.5              | 51.6              | 66.3        | 0.0     | 7.7     | 1.4   | 25.9              | 31.3              |

\*Numbers in columns and rows may not add to totals due to rounding.

†Hardwood species with an average specific gravity of 0.50 or less such as gums, yellow-poplar, cottonwoods, red maple, basswoods, aspens, and willows.

‡Hardwood species with an average specific gravity greater than 0.50 such as oaks, hard maples, hickories, and green and white ash.

Table 24.—Average net annual growth and average annual removals of sawtimber on timberland by ownership class and species group, Arkansas Delta, 1988–1995\*

| Ownership class | Growth      |                                 |         |      |          |       | Removals |             |         |         |          |       |       |       |
|-----------------|-------------|---------------------------------|---------|------|----------|-------|----------|-------------|---------|---------|----------|-------|-------|-------|
|                 | Softwood    |                                 |         |      | Hardwood |       | Softwood |             |         |         | Hardwood |       |       |       |
|                 | All species | Pine                            |         |      | Other    | Soft† | Hard‡    | All species | Pine    |         |          | Other | Soft† | Hard‡ |
|                 |             | Planted                         | Natural |      |          |       |          |             | Planted | Natural |          |       |       |       |
|                 |             | ----- Million board feet§ ----- |         |      |          |       |          |             |         |         |          |       |       |       |
| National forest | 8.5         | 0.0                             | 0.0     | 0.0  | 1.9      | 6.7   | 1.7      | 0.0         | 0.0     | 0.0     | 0.0      | 1.7   |       |       |
| Other public    | 87.7        | 0.0                             | 10.0    | 2.2  | 19.0     | 56.5  | 22.0     | 0.0         | 0.6     | 0.3     | 7.0      | 14.1  |       |       |
| Forest industry | 77.3        | 6.4                             | 23.4    | 2.7  | 31.4     | 13.4  | 79.4     | 0.0         | 8.5     | 0.0     | 48.3     | 22.6  |       |       |
| Other private   | 289.9       | 6.5                             | 27.5    | 8.4  | 94.6     | 152.8 | 200.1    | 0.0         | 24.3    | 6.1     | 60.3     | 109.4 |       |       |
| All ownerships  | 463.5       | 12.9                            | 60.9    | 13.3 | 146.9    | 229.4 | 303.2    | 0.0         | 33.4    | 6.4     | 115.5    | 147.8 |       |       |

\*Numbers in columns and rows may not add to totals due to rounding.

†Hardwood species with an average specific gravity of 0.50 or less such as gums, yellow-poplar, cottonwoods, red maple, basswoods, aspens, and willows.

‡Hardwood species with an average specific gravity greater than 0.50 such as oaks, hard maples, hickories, and green and white ash.

§International 1/4-inch Rule.

Table 25.—Volume of sawtimber on timberland by species and tree grade, Arkansas Delta, 1995\*

| Species                         | All grades | Grade 1 | Grade 2 | Grade 3 | Grade 4 | Grade 5 |
|---------------------------------|------------|---------|---------|---------|---------|---------|
| ----- Million board feet† ----- |            |         |         |         |         |         |
| Yellow pines                    | 871.2      | 178.5   | 178.2   | 514.5   | 0.0     | 0.0     |
| Cypress                         | 697.4      | 202.1   | 133.0   | 248.5   | 0.0     | 113.9   |
| Redcedars                       | 7.5        | 6.5     | 0.0     | 0.0     | 0.0     | 1.0     |
| Total softwoods                 | 1,576.1    | 387.1   | 311.1   | 762.9   | 0.0     | 114.9   |
| Select white-red oaks           | 1,098.3    | 419.9   | 259.3   | 245.1   | 97.0    | 77.0    |
| Other white-red oaks            | 3,072.8    | 909.1   | 721.4   | 766.8   | 500.4   | 175.0   |
| Hickories                       | 944.0      | 202.1   | 241.8   | 347.9   | 95.4    | 56.8    |
| Hard maples                     | 5.9        | 0.0     | 0.0     | 3.1     | 0.0     | 2.8     |
| Sweetgum                        | 786.0      | 229.5   | 264.1   | 226.2   | 28.0    | 38.2    |
| Tupelos and blackgums           | 289.9      | 58.1    | 68.9    | 79.8    | 3.9     | 79.1    |
| Ashes-walnut-black cherry       | 518.3      | 188.7   | 137.8   | 129.4   | 7.5     | 54.8    |
| Yellow-poplar                   | 57.9       | 19.4    | 27.8    | 5.0     | 3.2     | 2.5     |
| Other hardwoods                 | 2,751.8    | 753.3   | 599.6   | 801.1   | 336.1   | 261.8   |
| Total hardwoods                 | 9,524.8    | 2,780.2 | 2,320.8 | 2,604.3 | 1,071.6 | 748.0   |
| All species                     | 11,100.9   | 3,167.2 | 2,631.9 | 3,367.3 | 1,071.6 | 862.9   |

\*Numbers in columns and rows may not add to totals due to rounding.

†International 1/4-inch Rule.

## Supplemental Tables 26 through 44

Table 26.—Area of timberland by stand age, forest type group, and stand origin, Arkansas Delta, 1995\*

| Stand age class | Pine                              |         | Oak-pine |         | Other hardwood types |         |
|-----------------|-----------------------------------|---------|----------|---------|----------------------|---------|
|                 | Planted                           | Natural | Planted  | Natural | Planted              | Natural |
| <i>Years</i>    | <i>----- Thousand acres -----</i> |         |          |         |                      |         |
| 1-10            | 39.8                              | 11.3    | 6.6      | 5.8     | 5.6                  | 34.2    |
| 11-20           | 10.4                              | 5.2     | 0.0      | 0.0     | 0.0                  | 11.4    |
| 21-30           | 5.2                               | 5.2     | 0.0      | 0.0     | 0.0                  | 5.2     |
| 31-40           | 5.6                               | 5.2     | 0.0      | 0.0     | 0.0                  | 0.0     |
| 41-50           | 0.0                               | 0.0     | 0.0      | 0.0     | 0.0                  | 0.0     |
| >50             | 0.0                               | 0.0     | 0.0      | 0.0     | 0.0                  | 5.9     |
| Mixed           | 6.6                               | 49.5    | 12.1     | 64.4    | 0.0                  | 1,815.9 |
| Total           | 67.5                              | 76.5    | 18.7     | 70.3    | 5.6                  | 1,872.5 |

\*Numbers in columns may not add to totals due to rounding.

Table 27.—Volume of softwood growing stock on timberland by county and forest type group, Arkansas Delta, 1995\*

| County                         | Total | Forest type group          |         |              |                 |                     |                        |
|--------------------------------|-------|----------------------------|---------|--------------|-----------------|---------------------|------------------------|
|                                |       | Loblolly-shortleaf<br>pine |         | Oak-<br>pine | Oak-<br>hickory | Oak-gum-<br>cypress | Elm-ash-<br>cottonwood |
|                                |       | Planted                    | Natural |              |                 |                     |                        |
| ----- Million cubic feet ----- |       |                            |         |              |                 |                     |                        |
| Arkansas                       | 16.1  | 0.3                        | 0.0     | 0.0          | 0.0             | 15.8                | 0.0                    |
| Chicot                         | 1.1   | 0.0                        | 0.0     | 0.0          | 0.0             | 0.2                 | 0.8                    |
| Clay                           | 0.5   | 0.0                        | 0.0     | 0.0          | 0.0             | 0.5                 | 0.0                    |
| Craighead                      | 18.0  | 0.0                        | 0.0     | 2.1          | 0.0             | 9.1                 | 6.7                    |
| Crittenden                     | 0.2   | 0.0                        | 0.0     | 0.0          | 0.0             | 0.0                 | 0.2                    |
| Cross                          | 0.0   | 0.0                        | 0.0     | 0.0          | 0.0             | 0.0                 | 0.0                    |
| Desha                          | 24.5  | 0.0                        | 0.0     | 0.0          | 0.0             | 24.5                | 0.0                    |
| Greene                         | 9.3   | 0.0                        | 0.0     | 4.5          | 4.8             | 0.0                 | 0.0                    |
| Jackson                        | 0.4   | 0.0                        | 0.0     | 0.0          | 0.0             | 0.4                 | 0.0                    |
| Jefferson                      | 150.6 | 27.2                       | 86.3    | 9.3          | 8.5             | 19.2                | 0.0                    |
| Lawrence                       | 2.8   | 0.0                        | 0.0     | 0.0          | 2.8             | 0.0                 | 0.0                    |
| Lee                            | 3.0   | 0.0                        | 0.0     | 0.0          | 0.0             | 3.0                 | 0.0                    |
| Lincoln                        | 50.8  | 7.9                        | 17.4    | 18.7         | 4.2             | 2.6                 | 0.0                    |
| Lonoke                         | 9.7   | 7.6                        | 0.0     | 0.0          | 0.0             | 2.2                 | 0.0                    |
| Mississippi                    | 8.3   | 0.0                        | 0.0     | 0.0          | 0.0             | 8.3                 | 0.0                    |
| Monroe                         | 34.5  | 0.0                        | 0.0     | 9.8          | 0.3             | 24.4                | 0.0                    |
| Phillips                       | 0.9   | 0.0                        | 0.0     | 0.0          | 0.0             | 0.9                 | 0.0                    |
| Poinsett                       | 1.1   | 0.0                        | 0.0     | 0.0          | 0.0             | 0.4                 | 0.7                    |
| Prairie                        | 11.2  | 0.0                        | 0.9     | 0.0          | 0.0             | 10.2                | 0.0                    |
| St. Francis                    | 0.5   | 0.0                        | 0.0     | 0.0          | 0.0             | 0.5                 | 0.0                    |
| Woodruff                       | 12.5  | 0.0                        | 0.0     | 0.0          | 0.0             | 12.5                | 0.0                    |
| All counties                   | 355.9 | 42.9                       | 104.7   | 44.4         | 20.6            | 134.7               | 8.5                    |

\*Numbers in columns and rows may not add to totals due to rounding.

Table 28.—Volume of hardwood growing stock on timberland by county and forest type group, Arkansas Delta, 1995\*

| County                         | Total   | Forest type group          |         |              |                 |                     |                        |
|--------------------------------|---------|----------------------------|---------|--------------|-----------------|---------------------|------------------------|
|                                |         | Loblolly-shortleaf<br>pine |         | Oak-<br>pine | Oak-<br>hickory | Oak-gum-<br>cypress | Elm-ash-<br>cottonwood |
|                                |         | Planted                    | Natural |              |                 |                     |                        |
| ----- Million cubic feet ----- |         |                            |         |              |                 |                     |                        |
| Arkansas                       | 277.4   | 0.0                        | 0.0     | 0.0          | 30.1            | 238.1               | 9.2                    |
| Chicot                         | 67.0    | 0.0                        | 0.0     | 0.0          | 0.0             | 52.7                | 14.3                   |
| Clay                           | 87.9    | 1.5                        | 0.0     | 0.0          | 6.2             | 80.2                | 0.0                    |
| Craighead                      | 79.0    | 0.0                        | 0.0     | 1.5          | 15.4            | 38.4                | 23.8                   |
| Crittenden                     | 81.8    | 0.0                        | 0.0     | 0.0          | 0.0             | 24.6                | 57.2                   |
| Cross                          | 63.2    | 0.0                        | 0.0     | 0.0          | 33.2            | 30.0                | 0.0                    |
| Desha                          | 225.2   | 0.0                        | 0.0     | 0.0          | 0.0             | 178.9               | 46.3                   |
| Greene                         | 54.5    | 0.0                        | 0.0     | 6.0          | 43.6            | 4.9                 | 0.0                    |
| Jackson                        | 57.8    | 0.0                        | 0.0     | 0.0          | 28.2            | 29.7                | 0.0                    |
| Jefferson                      | 207.4   | 4.3                        | 19.3    | 15.1         | 48.3            | 95.0                | 25.3                   |
| Lawrence                       | 57.6    | 0.0                        | 0.0     | 1.0          | 26.5            | 30.0                | 0.0                    |
| Lee                            | 164.1   | 0.0                        | 0.0     | 0.0          | 30.0            | 104.5               | 29.6                   |
| Lincoln                        | 111.7   | 1.2                        | 1.7     | 8.9          | 37.3            | 62.6                | 0.0                    |
| Lonoke                         | 90.7    | 0.0                        | 0.0     | 2.0          | 18.1            | 68.6                | 2.0                    |
| Mississippi                    | 46.0    | 0.0                        | 0.0     | 0.0          | 0.0             | 30.6                | 15.4                   |
| Monroe                         | 204.6   | 0.0                        | 0.0     | 7.3          | 9.3             | 187.8               | 0.3                    |
| Phillips                       | 160.2   | 0.0                        | 0.0     | 0.0          | 58.4            | 101.9               | 0.0                    |
| Poinsett                       | 74.9    | 0.0                        | 0.0     | 0.0          | 14.0            | 56.7                | 4.2                    |
| Prairie                        | 156.8   | 0.0                        | 0.0     | 0.0          | 30.1            | 124.5               | 2.2                    |
| St. Francis                    | 106.8   | 0.0                        | 0.0     | 0.0          | 22.9            | 78.4                | 5.6                    |
| Woodruff                       | 119.8   | 0.0                        | 0.0     | 0.0          | 0.0             | 118.9               | 0.9                    |
| All counties                   | 2,494.7 | 7.0                        | 21.1    | 41.7         | 451.6           | 1,737.0             | 236.3                  |

\*Numbers in columns and rows may not add to totals due to rounding.

Table 29.—Volume of softwood growing stock in the sawlog portion of sawtimber trees on timberland by county and forest type group, Arkansas Delta, 1995\*

| County                         | Total | Forest type group          |         |              |                 |                     |                        |
|--------------------------------|-------|----------------------------|---------|--------------|-----------------|---------------------|------------------------|
|                                |       | Loblolly-shortleaf<br>pine |         | Oak-<br>pine | Oak-<br>hickory | Oak-gum-<br>cypress | Elm-ash-<br>cottonwood |
|                                |       | Planted                    | Natural |              |                 |                     |                        |
| ----- Million cubic feet ----- |       |                            |         |              |                 |                     |                        |
| Arkansas                       | 9.9   | 0.0                        | 0.0     | 0.0          | 0.0             | 9.9                 | 0.0                    |
| Chicot                         | 0.9   | 0.0                        | 0.0     | 0.0          | 0.0             | 0.2                 | 0.7                    |
| Clay                           | 0.4   | 0.0                        | 0.0     | 0.0          | 0.0             | 0.4                 | 0.0                    |
| Craighead                      | 14.3  | 0.0                        | 0.0     | 1.1          | 0.0             | 7.5                 | 5.7                    |
| Crittenden                     | 0.0   | 0.0                        | 0.0     | 0.0          | 0.0             | 0.0                 | 0.0                    |
| Cross                          | 0.0   | 0.0                        | 0.0     | 0.0          | 0.0             | 0.0                 | 0.0                    |
| Desha                          | 21.3  | 0.0                        | 0.0     | 0.0          | 0.0             | 21.3                | 0.0                    |
| Greene                         | 8.3   | 0.0                        | 0.0     | 4.2          | 4.1             | 0.0                 | 0.0                    |
| Jackson                        | 0.3   | 0.0                        | 0.0     | 0.0          | 0.0             | 0.3                 | 0.0                    |
| Jefferson                      | 100.1 | 6.0                        | 64.4    | 7.6          | 5.5             | 16.6                | 0.0                    |
| Lawrence                       | 1.6   | 0.0                        | 0.0     | 0.0          | 1.6             | 0.0                 | 0.0                    |
| Lee                            | 2.6   | 0.0                        | 0.0     | 0.0          | 0.0             | 2.6                 | 0.0                    |
| Lincoln                        | 35.7  | 3.6                        | 13.2    | 13.3         | 3.3             | 2.3                 | 0.0                    |
| Lonoke                         | 8.0   | 6.2                        | 0.0     | 0.0          | 0.0             | 1.8                 | 0.0                    |
| Mississippi                    | 7.4   | 0.0                        | 0.0     | 0.0          | 0.0             | 7.4                 | 0.0                    |
| Monroe                         | 30.8  | 0.0                        | 0.0     | 7.8          | 0.2             | 22.8                | 0.0                    |
| Phillips                       | 0.8   | 0.0                        | 0.0     | 0.0          | 0.0             | 0.8                 | 0.0                    |
| Poinsett                       | 0.8   | 0.0                        | 0.0     | 0.0          | 0.0             | 0.3                 | 0.5                    |
| Prairie                        | 8.8   | 0.0                        | 0.0     | 0.0          | 0.0             | 8.8                 | 0.0                    |
| St. Francis                    | 0.4   | 0.0                        | 0.0     | 0.0          | 0.0             | 0.4                 | 0.0                    |
| Woodruff                       | 10.4  | 0.0                        | 0.0     | 0.0          | 0.0             | 10.4                | 0.0                    |
| All counties                   | 263.0 | 15.7                       | 77.6    | 34.0         | 14.8            | 113.9               | 7.0                    |

\*Numbers in columns and rows may not add to totals due to rounding.

Table 30.—Volume of hardwood growing stock in the sawlog portion of sawtimber trees on timberland by county and forest type group, Arkansas Delta, 1995\*

| County                         | Total   | Forest type group          |         |              |                 |                     |                        |
|--------------------------------|---------|----------------------------|---------|--------------|-----------------|---------------------|------------------------|
|                                |         | Loblolly-shortleaf<br>pine |         | Oak-<br>pine | Oak-<br>hickory | Oak-gum-<br>cypress | Elm-ash-<br>cottonwood |
|                                |         | Planted                    | Natural |              |                 |                     |                        |
| ----- Million cubic feet ----- |         |                            |         |              |                 |                     |                        |
| Arkansas                       | 186.1   | 0.0                        | 0.0     | 0.0          | 16.9            | 165.5               | 3.7                    |
| Chicot                         | 48.3    | 0.0                        | 0.0     | 0.0          | 0.0             | 38.4                | 9.9                    |
| Clay                           | 55.2    | 0.5                        | 0.0     | 0.0          | 2.2             | 52.5                | 0.0                    |
| Craighead                      | 42.7    | 0.0                        | 0.0     | 0.0          | 5.4             | 22.8                | 14.5                   |
| Crittenden                     | 62.7    | 0.0                        | 0.0     | 0.0          | 0.0             | 15.3                | 47.5                   |
| Cross                          | 41.9    | 0.0                        | 0.0     | 0.0          | 24.4            | 17.5                | 0.0                    |
| Desha                          | 156.4   | 0.0                        | 0.0     | 0.0          | 0.0             | 125.7               | 30.8                   |
| Greene                         | 33.5    | 0.0                        | 0.0     | 4.7          | 25.9            | 3.0                 | 0.0                    |
| Jackson                        | 26.5    | 0.0                        | 0.0     | 0.0          | 9.2             | 17.2                | 0.0                    |
| Jefferson                      | 127.0   | 1.0                        | 9.9     | 7.7          | 26.5            | 60.8                | 21.0                   |
| Lawrence                       | 30.8    | 0.0                        | 0.0     | 0.6          | 12.3            | 17.9                | 0.0                    |
| Lee                            | 112.7   | 0.0                        | 0.0     | 0.0          | 21.9            | 65.4                | 25.4                   |
| Lincoln                        | 67.7    | 0.8                        | 0.3     | 2.7          | 19.6            | 44.4                | 0.0                    |
| Lonoke                         | 51.4    | 0.0                        | 0.0     | 0.4          | 9.8             | 41.2                | 0.0                    |
| Mississippi                    | 22.7    | 0.0                        | 0.0     | 0.0          | 0.0             | 15.5                | 7.2                    |
| Monroe                         | 133.2   | 0.0                        | 0.0     | 3.8          | 3.8             | 125.2               | 0.3                    |
| Phillips                       | 105.4   | 0.0                        | 0.0     | 0.0          | 45.5            | 60.0                | 0.0                    |
| Poinsett                       | 51.9    | 0.0                        | 0.0     | 0.0          | 9.8             | 38.7                | 3.4                    |
| Prairie                        | 97.7    | 0.0                        | 0.0     | 0.0          | 14.8            | 81.6                | 1.4                    |
| St. Francis                    | 61.9    | 0.0                        | 0.0     | 0.0          | 11.7            | 49.7                | 0.5                    |
| Woodruff                       | 66.5    | 0.0                        | 0.0     | 0.0          | 0.0             | 66.5                | 0.0                    |
| All counties                   | 1,582.4 | 2.4                        | 10.2    | 19.9         | 259.7           | 1,124.8             | 165.4                  |

\*Numbers in columns and rows may not add to totals due to rounding.

Table 31.—*Volume of timber on timberland by county, class of timber, and species group, Arkansas Delta, 1995\**

| County       | All<br>classes | Growing stock                  |          | Rough    |          | Rotten   |          |
|--------------|----------------|--------------------------------|----------|----------|----------|----------|----------|
|              |                | Softwood                       | Hardwood | Softwood | Hardwood | Softwood | Hardwood |
|              |                | ----- Million cubic feet ----- |          |          |          |          |          |
| Arkansas     | 327.3          | 16.1                           | 277.4    | 2.5      | 26.3     | 0.8      | 4.1      |
| Chicot       | 78.4           | 1.1                            | 67.0     | 0.0      | 10.1     | 0.0      | 0.3      |
| Clay         | 97.6           | 0.5                            | 87.9     | 0.0      | 8.3      | 0.0      | 0.9      |
| Craighead    | 114.8          | 18.0                           | 79.0     | 1.8      | 13.7     | 0.2      | 2.1      |
| Crittenden   | 87.4           | 0.2                            | 81.8     | 0.0      | 4.8      | 0.0      | 0.6      |
| Cross        | 72.2           | 0.0                            | 63.2     | 0.0      | 5.6      | 0.0      | 3.4      |
| Desha        | 280.8          | 24.5                           | 225.2    | 1.9      | 26.5     | 1.0      | 1.7      |
| Greene       | 73.2           | 9.3                            | 54.5     | 0.3      | 8.2      | 0.0      | 0.9      |
| Jackson      | 70.4           | 0.4                            | 57.8     | 0.0      | 12.0     | 0.0      | 0.1      |
| Jefferson    | 381.4          | 150.6                          | 207.4    | 4.3      | 17.1     | 0.6      | 1.4      |
| Lawrence     | 67.9           | 2.8                            | 57.6     | 0.0      | 7.6      | 0.0      | 0.0      |
| Lee          | 186.2          | 3.0                            | 164.1    | 0.0      | 15.3     | 0.0      | 3.9      |
| Lincoln      | 181.6          | 50.8                           | 111.7    | 1.9      | 17.2     | 0.0      | 0.0      |
| Lonoke       | 118.7          | 9.7                            | 90.7     | 1.5      | 16.1     | 0.2      | 0.5      |
| Mississippi  | 58.1           | 8.3                            | 46.0     | 0.0      | 3.1      | 0.0      | 0.7      |
| Monroe       | 263.1          | 34.5                           | 204.6    | 0.0      | 21.5     | 0.0      | 2.5      |
| Phillips     | 175.5          | 0.9                            | 160.2    | 0.0      | 12.7     | 0.0      | 1.7      |
| Poinsett     | 87.9           | 1.1                            | 74.9     | 2.0      | 8.7      | 0.0      | 1.2      |
| Prairie      | 188.2          | 11.2                           | 156.8    | 1.7      | 17.3     | 0.0      | 1.2      |
| St. Francis  | 120.3          | 0.5                            | 106.8    | 0.0      | 10.1     | 0.0      | 2.8      |
| Woodruff     | 148.0          | 12.5                           | 119.8    | 1.0      | 14.0     | 0.1      | 0.5      |
| All counties | 3,178.9        | 355.9                          | 2,494.7  | 19.0     | 275.9    | 2.9      | 30.5     |

\*Numbers in columns and rows may not add to totals due to rounding.



Table 32.—Number of live trees on timberland by detailed species and diameter class, Arkansas Delta, 1995\*

| Species                  | Diameter class (inches at breast height) |         |         |         |         |          |           |           |           |           |           |           |       |
|--------------------------|--|---------|---------|---------|---------|----------|-----------|-----------|-----------|-----------|-----------|-----------|-------|
|                          | All classes                              | 1.0–2.9 | 3.0–4.9 | 5.0–6.9 | 7.0–8.9 | 9.0–10.9 | 11.0–12.9 | 13.0–14.9 | 15.0–16.9 | 17.0–18.9 | 19.0–20.9 | 21.0–28.9 | ≥29.0 |
| -----Thousand trees----- |  |         |         |         |         |          |           |           |           |           |           |           |       |
| Shortleaf pine           | 11,264                                   | 8,144   | 0       | 1,014   | 669     | 426      | 514       | 275       | 88        | 102       | 9         | 24        | 0     |
| Loblolly pine            | 58,869                                   | 20,434  | 21,951  | 6,713   | 3,833   | 2,912    | 1,010     | 1,170     | 494       | 146       | 88        | 111       | 7     |
| Redcedars                | 11,038                                   | 7,268   | 3,252   | 182     | 134     | 116      | 87        | 0         | 0         | 0         | 0         | 0         | 0     |
| Cypress                  | 8,038                                    | 1,204   | 1,681   | 772     | 1,066   | 572      | 572       | 574       | 385       | 304       | 223       | 403       | 282   |
| Total softwoods          | 89,210                                   | 37,051  | 26,884  | 8,681   | 5,701   | 4,027    | 2,182     | 2,019     | 967       | 552       | 320       | 538       | 288   |
| Select white oaks        | 35,650                                   | 22,111  | 3,829   | 2,918   | 1,816   | 1,187    | 1,424     | 888       | 539       | 414       | 178       | 306       | 38    |
| Select red oaks          | 18,473                                   | 8,034   | 5,228   | 1,702   | 455     | 473      | 516       | 414       | 308       | 281       | 450       | 515       | 96    |
| Other white oaks         | 62,027                                   | 27,710  | 12,338  | 6,272   | 4,052   | 3,630    | 2,268     | 1,602     | 1,257     | 781       | 831       | 1,067     | 218   |
| Other red oaks           | 70,655                                   | 27,385  | 16,255  | 6,311   | 5,226   | 3,992    | 3,212     | 2,325     | 1,861     | 1,298     | 975       | 1,412     | 403   |
| Sweet pecan              | 6,286                                    | 2,288   | 1,869   | 474     | 498     | 399      | 137       | 317       | 128       | 46        | 34        | 83        | 12    |
| Water hickory            | 18,893                                   | 8,752   | 3,501   | 1,242   | 1,680   | 1,127    | 908       | 663       | 308       | 233       | 127       | 282       | 69    |
| Other hickories          | 54,828                                   | 27,787  | 12,813  | 5,494   | 3,464   | 2,253    | 1,322     | 741       | 539       | 229       | 111       | 76        | 0     |
| Persimmon                | 31,916                                   | 23,372  | 3,066   | 2,872   | 1,503   | 621      | 353       | 94        | 36        | 0         | 0         | 0         | 0     |
| Hard maples              | 4,570                                    | 2,793   | 1,225   | 408     | 80      | 13       | 42        | 0         | 0         | 0         | 9         | 0         | 0     |
| Soft maples              | 37,100                                   | 24,921  | 7,389   | 2,179   | 1,189   | 509      | 387       | 220       | 99        | 74        | 80        | 34        | 20    |
| Boxelder                 | 24,051                                   | 12,752  | 6,830   | 1,252   | 1,535   | 852      | 304       | 298       | 75        | 107       | 10        | 34        | 0     |
| Beech                    | 1,739                                    | 831     | 599     | 34      | 0       | 7        | 53        | 29        | 31        | 40        | 24        | 76        | 16    |
| Sweetgum                 | 86,406                                   | 54,159  | 13,716  | 6,253   | 4,225   | 3,109    | 1,991     | 1,209     | 803       | 457       | 258       | 216       | 11    |
| Blackgum                 | 31,020                                   | 26,630  | 2,375   | 374     | 646     | 188      | 378       | 175       | 63        | 58        | 68        | 65        | 0     |
| Other gums/tupelos       | 21,023                                   | 7,494   | 4,295   | 2,020   | 2,806   | 1,536    | 1,237     | 517       | 362       | 368       | 162       | 196       | 30    |
| White ash                | 3,301                                    | 3,173   | 0       | 0       | 63      | 0        | 0         | 19        | 16        | 0         | 8         | 21        | 0     |
| Other ashes              | 51,971                                   | 28,878  | 7,377   | 5,252   | 3,323   | 2,469    | 1,657     | 1,226     | 742       | 417       | 248       | 352       | 29    |
| Sycamore                 | 3,394                                    | 1,606   | 0       | 565     | 297     | 155      | 123       | 218       | 131       | 100       | 42        | 139       | 20    |
| Cottonwoods              | 2,802                                    | 477     | 477     | 335     | 194     | 0        | 88        | 53        | 144       | 148       | 279       | 462       | 145   |
| Basswoods                | 108                                      | 108     | 0       | 0       | 0       | 0        | 0         | 0         | 0         | 0         | 0         | 0         | 0     |
| Yellow-poplar            | 1,753                                    | 1,454   | 0       | 70      | 31      | 0        | 35        | 19        | 22        | 64        | 21        | 31        | 7     |
| Magnolias                | 7  | 0       | 0       | 0       | 0       | 0        | 0         | 0         | 3         | 0         | 0         | 4         | 0     |
| Willow                   | 19,516                                   | 5,235   | 4,754   | 2,402   | 1,970   | 1,391    | 1,038     | 550       | 500       | 410       | 410       | 757       | 100   |
| Black walnut             | 970                                      | 940     | 0       | 0       | 0       | 8        | 0         | 23        | 0         | 0         | 0         | 0         | 0     |
| Black cherry             | 7,814                                    | 5,820   | 537     | 619     | 718     | 43       | 0         | 63        | 0         | 0         | 0         | 13        | 0     |
| American elm             | 34,606                                   | 20,883  | 5,665   | 2,999   | 2,418   | 1,296    | 449       | 471       | 192       | 50        | 61        | 100       | 24    |
| Other elms               | 77,565                                   | 53,479  | 13,706  | 5,578   | 2,510   | 901      | 529       | 299       | 295       | 129       | 71        | 68        | 0     |
| River birch              | 308                                      | 0       | 0       | 110     | 105     | 0        | 52        | 18        | 13        | 0         | 0         | 6         | 4     |
| Hackberries              | 57,675                                   | 28,091  | 10,221  | 5,737   | 4,148   | 3,208    | 1,816     | 1,777     | 865       | 1,022     | 388       | 380       | 22    |
| Black locust             | 62                                       | 0       | 0       | 0       | 0       | 62       | 0         | 0         | 0         | 0         | 0         | 0         | 0     |
| Other locusts            | 4,337                                    | 1,029   | 1,029   | 458     | 708     | 177      | 305       | 203       | 203       | 109       | 53        | 56        | 7     |
| Sassafras                | 4,965                                    | 3,099   | 1,183   | 442     | 151     | 10       | 9         | 23        | 19        | 3         | 27        | 0         | 0     |
| Dogwood                  | 21,100                                   | 17,292  | 3,237   | 488     | 83      | 0        | 0         | 0         | 0         | 0         | 0         | 0         | 0     |
| Holly                    | 477                                      | 477     | 0       | 0       | 0       | 0        | 0         | 0         | 0         | 0         | 0         | 0         | 0     |
| Other commercial         | 5,477                                    | 3,220   | 1,061   | 567     | 471     | 88       | 53        | 0         | 14        | 0         | 0         | 0         | 4     |
| Total hardwoods          | 802,844                                  | 452,280 | 144,574 | 65,431  | 46,362  | 29,703   | 20,686    | 14,453    | 9,566     | 6,837     | 4,926     | 6,752     | 1,273 |
| Noncommercial            | 81,731                                   | 58,968  | 12,867  | 6,423   | 2,351   | 697      | 266       | 67        | 30        | 19        | 20        | 23        | 0     |
| All species              | 973,784                                  | 548,298 | 184,325 | 80,535  | 54,414  | 34,427   | 23,133    | 16,539    | 10,563    | 7,408     | 5,267     | 7,313     | 1,562 |

\*Numbers in columns and rows may not add to totals due to rounding.

Table 33.—Number of growing-stock trees on timberland by detailed species and diameter class, Arkansas Delta, 1995\*

| Species            | All<br>classes | Diameter class (inches at breast height) |             |              |               |               |               |               |               |               |       |
|--------------------|----------------|--|-------------|--------------|---------------|---------------|---------------|---------------|---------------|---------------|-------|
|                    |                | 5.0–<br>6.9                              | 7.0–<br>8.9 | 9.0–<br>10.9 | 11.0–<br>12.9 | 13.0–<br>14.9 | 15.0–<br>16.9 | 17.0–<br>18.9 | 19.0–<br>20.9 | 21.0–<br>28.9 | ≥29.0 |
|                    |                | ----- Thousand trees -----               |             |              |               |               |               |               |               |               |       |
| Shortleaf pine     | 2,951          | 913                                      | 600         | 426          | 514           | 275           | 88            | 102           | 9             | 24            | 0     |
| Loblolly pine      | 15,281         | 5,791                                    | 3,603       | 2,912        | 1,010         | 1,170         | 474           | 146           | 88            | 83            | 4     |
| Redcedars          | 518            | 182                                      | 134         | 116          | 87            | 0             | 0             | 0             | 0             | 0             | 0     |
| Cypress            | 4,216          | 600                                      | 878         | 434          | 334           | 490           | 367           | 304           | 223           | 388           | 198   |
| Total softwoods    | 22,967         | 7,486                                    | 5,215       | 3,888        | 1,945         | 1,935         | 929           | 552           | 320           | 494           | 202   |
| Select white oaks  | 8,243          | 2,415                                    | 1,487       | 1,054        | 1,222         | 752           | 525           | 345           | 133           | 281           | 30    |
| Select red oaks    | 4,601          | 1,361                                    | 455         | 473          | 386           | 397           | 291           | 258           | 431           | 480           | 69    |
| Other white oaks   | 18,315         | 4,851                                    | 3,560       | 3,198        | 1,805         | 1,295         | 1,048         | 680           | 739           | 957           | 183   |
| Other red oaks     | 23,462         | 5,116                                    | 4,420       | 3,775        | 2,832         | 2,054         | 1,710         | 1,188         | 844           | 1,262         | 261   |
| Sweet pecan        | 1,907          | 378                                      | 498         | 290          | 137           | 317           | 111           | 46            | 34            | 83            | 12    |
| Water hickory      | 5,385          | 900                                      | 1,354       | 964          | 729           | 519           | 253           | 219           | 108           | 275           | 64    |
| Other hickories    | 12,263         | 4,241                                    | 3,166       | 2,015        | 1,263         | 714           | 472           | 205           | 111           | 76            | 0     |
| Persimmon          | 4,623          | 2,285                                    | 1,331       | 583          | 313           | 76            | 36            | 0             | 0             | 0             | 0     |
| Hard maples        | 539            | 408                                      | 80          | 0            | 42            | 0             | 0             | 0             | 9             | 0             | 0     |
| Soft maples        | 3,152          | 1,359                                    | 681         | 353          | 359           | 166           | 99            | 51            | 50            | 34            | 0     |
| Boxelder           | 2,404          | 823                                      | 591         | 574          | 182           | 105           | 13            | 80            | 10            | 27            | 0     |
| Beech              | 166            | 34                                       | 0           | 0            | 53            | 0             | 9             | 30            | 8             | 32            | 0     |
| Sweetgum           | 15,448         | 4,947                                    | 3,220       | 2,668        | 1,800         | 1,173         | 758           | 405           | 258           | 210           | 9     |
| Blackgum           | 1,304          | 142                                      | 370         | 78           | 353           | 175           | 46            | 42            | 58            | 40            | 0     |
| Other gums/tupelos | 8,044          | 1,775                                    | 2,806       | 1,465        | 588           | 495           | 312           | 295           | 127           | 157           | 24    |
| White ash          | 128            | 0  | 63          | 0            | 0             | 19            | 16            | 0             | 8             | 21            | 0     |
| Other ashes        | 12,266         | 3,593                                    | 2,934       | 1,954        | 1,118         | 1,107         | 608           | 405           | 212           | 318           | 16    |
| Sycamore           | 1,502          | 354                                      | 227         | 155          | 123           | 218           | 131           | 100           | 42            | 139           | 13    |
| Cottonwoods        | 1,698          | 215                                      | 194         | 0            | 88            | 53            | 144           | 148           | 271           | 449           | 136   |
| Yellow–poplar      | 242            | 44                                       | 31          | 0            | 35            | 4             | 22            | 50            | 19            | 31            | 7     |
| Magnolias          | 7              | 0  | 0           | 0            | 0             | 0             | 3             | 0             | 0             | 4             | 0     |
| Willow             | 7,454          | 2,218                                    | 1,443       | 870          | 772           | 470           | 337           | 382           | 309           | 574           | 78    |
| Black walnut       | 30             | 0  | 0           | 8            | 0             | 23            | 0             | 0             | 0             | 0             | 0     |
| Black cherry       | 711            | 327                                      | 341         | 0            | 0             | 43            | 0             | 0             | 0             | 0             | 0     |
| American elm       | 5,737          | 1,956                                    | 1,673       | 1,025        | 354           | 348           | 192           | 36            | 61            | 87            | 5     |
| Other elms         | 7,381          | 3,554                                    | 1,874       | 750          | 402           | 278           | 279           | 129           | 62            | 54            | 0     |
| River birch        | 210            | 110                                      | 44          | 0            | 25            | 18            | 13            | 0             | 0             | 0             | 0     |
| Hackberries        | 12,428         | 3,083                                    | 2,233       | 2,285        | 1,325         | 1,382         | 650           | 782           | 370           | 303           | 15    |
| Other locusts      | 1,559          | 224                                      | 663         | 177          | 207           | 96            | 76            | 65            | 19            | 26            | 7     |
| Sassafras          | 194            | 142                                      | 0           | 10           | 0             | 0             | 14            | 3             | 27            | 0             | 0     |
| Other commercial   | 487            | 407                                      | 53          | 0            | 26            | 0             | 0             | 0             | 0             | 0             | 0     |
| Total hardwoods    | 161,893        | 47,262                                   | 35,792      | 24,725       | 16,537        | 12,294        | 8,167         | 5,944         | 4,320         | 5,922         | 930   |
| All species        | 184,860        | 54,748                                   | 41,007      | 28,614       | 18,482        | 14,229        | 9,096         | 6,496         | 4,640         | 6,416         | 1,131 |

\*Numbers in columns and rows may not add to totals due to rounding.

Table 34.—Volume of live trees on timberland by detailed species and diameter class, Arkansas Delta, 1995\*

| Species                        | All<br>classes | Diameter class (inches at breast height) |             |              |               |               |               |               |               |               |       |
|--------------------------------|----------------|--|-------------|--------------|---------------|---------------|---------------|---------------|---------------|---------------|-------|
|                                |                | 5.0–<br>6.9                              | 7.0–<br>8.9 | 9.0–<br>10.9 | 11.0–<br>12.9 | 13.0–<br>14.9 | 15.0–<br>16.9 | 17.0–<br>18.9 | 19.0–<br>20.9 | 21.0–<br>28.9 | ≥29.0 |
| ----- Million cubic feet ----- |                |  |             |              |               |               |               |               |               |               |       |
| Shortleaf pine                 | 47.7           | 3.5                                      | 5.3         | 6.2          | 11.4          | 9.4           | 3.5           | 5.7           | 0.8           | 2.1           | 0.0   |
| Loblolly pine                  | 168.3          | 14.5                                     | 24.8        | 33.4         | 19.4          | 33.5          | 20.2          | 7.3           | 5.2           | 9.0           | 1.1   |
| Redcedars                      | 2.8            | 0.4                                      | 0.6         | 0.9          | 0.9           | 0.0           | 0.0           | 0.0           | 0.0           | 0.0           | 0.0   |
| Cypress                        | 158.9          | 2.1                                      | 5.6         | 6.3          | 7.6           | 13.5          | 12.7          | 13.3          | 13.0          | 32.1          | 52.7  |
| Total softwoods                | 377.8          | 20.5                                     | 36.3        | 46.8         | 39.3          | 56.3          | 36.4          | 26.3          | 19.0          | 43.1          | 53.8  |
| Select white oaks              | 148.7          | 7.5                                      | 9.4         | 12.0         | 23.5          | 21.2          | 20.0          | 17.5          | 8.7           | 24.5          | 4.5   |
| Select red oaks                | 122.9          | 3.6                                      | 2.3         | 5.3          | 8.2           | 10.2          | 9.4           | 11.3          | 22.4          | 39.8          | 10.6  |
| Other white oaks               | 325.3          | 13.5                                     | 20.5        | 32.4         | 31.5          | 31.8          | 33.7          | 26.8          | 38.6          | 71.4          | 25.2  |
| Other red oaks                 | 507.8          | 17.7                                     | 28.6        | 40.9         | 52.5          | 55.4          | 58.2          | 54.1          | 48.6          | 106.7         | 45.0  |
| Sweet pecan                    | 38.2           | 1.0                                      | 3.3         | 3.9          | 2.7           | 8.7           | 4.5           | 2.3           | 2.1           | 7.3           | 2.5   |
| Water hickory                  | 111.4          | 2.3                                      | 9.1         | 10.6         | 13.7          | 15.2          | 10.0          | 10.3          | 5.9           | 22.4          | 11.9  |
| Other hickories                | 129.2          | 10.5                                     | 18.5        | 21.2         | 20.1          | 19.1          | 17.4          | 11.2          | 5.9           | 5.3           | 0.0   |
| Persimmon                      | 30.1           | 6.3                                      | 8.2         | 6.2          | 6.6           | 1.9           | 1.0           | 0.0           | 0.0           | 0.0           | 0.0   |
| Hard maples                    | 3.1            | 1.1                                      | 0.6         | 0.1          | 0.8           | 0.0           | 0.0           | 0.0           | 0.5           | 0.0           | 0.0   |
| Soft maples                    | 36.2           | 4.4                                      | 5.6         | 4.3          | 6.1           | 5.1           | 3.4           | 2.4           | 2.8           | 1.6           | 0.5   |
| Boxelder                       | 31.6           | 3.2                                      | 7.5         | 6.8          | 3.7           | 4.1           | 1.3           | 3.5           | 0.3           | 1.2           | 0.0   |
| Beech                          | 10.5           | 0.2                                      | 0.0         | 0.1          | 1.2           | 0.2           | 0.9           | 1.7           | 1.0           | 4.2           | 1.0   |
| Sweetgum                       | 234.8          | 15.8                                     | 24.4        | 31.9         | 39.2          | 32.2          | 31.2          | 21.9          | 16.9          | 19.2          | 1.9   |
| Blackgum                       | 22.3           | 0.5                                      | 2.4         | 1.3          | 5.1           | 3.2           | 1.3           | 2.1           | 3.0           | 3.5           | 0.0   |
| Other gums/tupelos             | 101.4          | 5.1                                      | 15.1        | 15.1         | 16.5          | 11.2          | 9.6           | 11.9          | 5.8           | 8.8           | 2.4   |
| White ash                      | 2.9            | 0.0                                      | 0.4         | 0.0          | 0.0           | 0.5           | 0.4           | 0.0           | 0.4           | 1.3           | 0.0   |
| Other ashes                    | 175.8          | 9.7                                      | 19.3        | 24.1         | 24.8          | 26.2          | 19.2          | 17.8          | 10.9          | 22.0          | 1.9   |
| Sycamore                       | 42.4           | 1.3                                      | 2.0         | 1.8          | 2.4           | 5.8           | 5.7           | 4.4           | 2.7           | 13.6          | 2.7   |
| Cottonwoods                    | 111.5          | 0.5                                      | 0.4         | 0.0          | 1.9           | 1.6           | 5.3           | 7.7           | 19.2          | 51.4          | 23.4  |
| Yellow–poplar                  | 10.8           | 0.1                                      | 0.1         | 0.0          | 0.7           | 0.3           | 1.1           | 2.8           | 1.2           | 3.1           | 1.3   |
| Magnolias                      | 0.5            | 0.0                                      | 0.0         | 0.0          | 0.0           | 0.0           | 0.2           | 0.0           | 0.0           | 0.3           | 0.0   |
| Willow                         | 170.4          | 4.5                                      | 12.9        | 11.7         | 16.1          | 13.4          | 12.5          | 16.5          | 21.7          | 51.4          | 9.6   |
| Black walnut                   | 0.7            | 0.0                                      | 0.0         | 0.1          | 0.0           | 0.6           | 0.0           | 0.0           | 0.0           | 0.0           | 0.0   |
| Black cherry                   | 6.3            | 1.3                                      | 3.3         | 0.4          | 0.0           | 1.1           | 0.0           | 0.0           | 0.0           | 0.2           | 0.0   |
| American elm                   | 62.5           | 5.3                                      | 11.8        | 11.8         | 7.1           | 8.5           | 5.3           | 1.8           | 2.7           | 6.1           | 2.1   |
| Other elms                     | 70.8           | 11.4                                     | 12.9        | 8.6          | 8.3           | 6.8           | 9.3           | 6.0           | 3.4           | 4.2           | 0.0   |
| River birch                    | 2.7            | 0.3                                      | 0.5         | 0.0          | 1.0           | 0.3           | 0.4           | 0.0           | 0.0           | 0.0           | 0.1   |
| Hackberries                    | 232.0          | 12.9                                     | 19.5        | 30.4         | 23.5          | 38.9          | 24.8          | 36.5          | 20.8          | 23.5          | 1.1   |
| Black locust                   | 0.3            | 0.0                                      | 0.0         | 0.3          | 0.0           | 0.0           | 0.0           | 0.0           | 0.0           | 0.0           | 0.0   |
| Other locusts                  | 27.6           | 0.8                                      | 4.6         | 1.5          | 4.1           | 3.2           | 4.6           | 3.7           | 1.6           | 2.4           | 1.1   |
| Sassafras                      | 2.8            | 0.6                                      | 0.4         | 0.1          | 0.1           | 0.0           | 0.4           | 0.1           | 1.1           | 0.0           | 0.0   |
| Dogwood                        | 1.0            | 0.8                                      | 0.2         | 0.0          | 0.0           | 0.0           | 0.0           | 0.0           | 0.0           | 0.0           | 0.0   |
| Other commercial               | 3.9            | 1.0                                      | 1.4         | 0.7          | 0.6           | 0.0           | 0.0           | 0.0           | 0.0           | 0.0           | 0.1   |
| Total hardwoods                | 2,778.6        | 143.5                                    | 245.2       | 283.6        | 321.7         | 326.5         | 291.1         | 274.2         | 248.3         | 495.6         | 149.0 |
| Noncommercial                  | 22.5           | 9.7                                      | 7.0         | 2.5          | 1.3           | 0.5           | 0.8           | 0.1           | 0.2           | 0.2           | 0.0   |
| All species                    | 3,178.9        | 173.8                                    | 288.5       | 333.0        | 362.3         | 383.3         | 328.3         | 300.6         | 267.5         | 538.9         | 202.8 |

\*Numbers in columns and rows may not add to totals due to rounding.

Table 35.—Volume of growing stock on timberland by detailed species and diameter class, Arkansas Delta, 1995\*

| Species            | All classes | Diameter class ( <i>inches at breast height</i> ) |         |          |           |           |           |           |           |           |       |
|--------------------|-------------|---|---------|----------|-----------|-----------|-----------|-----------|-----------|-----------|-------|
|                    |             | 5.0–6.9   | 7.0–8.9 | 9.0–10.9 | 11.0–12.9 | 13.0–14.9 | 15.0–16.9 | 17.0–18.9 | 19.0–20.9 | 21.0–28.9 | ≥29.0 |
|                    |             | ----- <i>Million cubic feet</i> -----             |         |          |           |           |           |           |           |           |       |
| Shortleaf pine     | 47.0        | 3.2   | 4.8     | 6.2      | 11.4      | 9.4       | 3.5       | 5.7       | 0.8       | 2.1       | 0.0   |
| Loblolly pine      | 162.8       | 12.6  | 23.0    | 33.4     | 19.4      | 33.5      | 19.9      | 7.3       | 5.2       | 7.8       | 0.8   |
| Redcedars          | 2.8         | 0.4   | 0.6     | 0.9      | 0.9       | 0.0       | 0.0       | 0.0       | 0.0       | 0.0       | 0.0   |
| Cypress            | 143.2       | 1.6   | 5.1     | 5.3      | 5.4       | 12.1      | 12.4      | 13.3      | 13.0      | 31.0      | 43.9  |
| Total softwoods    | 355.9       | 17.8  | 33.6    | 45.7     | 37.1      | 55.0      | 35.8      | 26.3      | 19.0      | 40.9      | 44.7  |
| Select white oaks  | 137.7       | 6.4   | 7.9     | 10.6     | 21.5      | 19.6      | 19.7      | 16.0      | 7.9       | 23.8      | 4.2   |
| Select red oaks    | 116.6       | 3.2   | 2.3     | 5.3      | 6.7       | 9.9       | 9.2       | 10.7      | 21.8      | 38.7      | 8.9   |
| Other white oaks   | 295.3       | 11.0  | 18.0    | 29.6     | 26.4      | 28.0      | 29.9      | 25.1      | 36.1      | 67.6      | 23.6  |
| Other red oaks     | 471.2       | 15.4  | 25.9    | 39.9     | 49.3      | 52.1      | 55.8      | 50.9      | 44.7      | 101.2     | 36.0  |
| Sweet pecan        | 37.2        | 0.8   | 3.3     | 3.3      | 2.7       | 8.7       | 4.2       | 2.3       | 2.1       | 7.3       | 2.5   |
| Water hickory      | 102.4       | 1.5   | 8.2     | 9.3      | 12.3      | 13.2      | 8.5       | 10.2      | 5.3       | 22.1      | 11.8  |
| Other hickories    | 121.8       | 8.7   | 17.4    | 19.8     | 19.7      | 18.7      | 15.9      | 10.5      | 5.9       | 5.3       | 0.0   |
| Persimmon          | 27.4        | 5.2   | 7.7     | 5.9      | 6.0       | 1.6       | 1.0       | 0.0       | 0.0       | 0.0       | 0.0   |
| Hard maples        | 3.0         | 1.1   | 0.6     | 0.0      | 0.8       | 0.0       | 0.0       | 0.0       | 0.5       | 0.0       | 0.0   |
| Soft maples        | 29.3        | 3.3   | 4.0     | 3.0      | 5.7       | 4.1       | 3.4       | 2.0       | 2.1       | 1.6       | 0.0   |
| Boxelder           | 20.9        | 2.8   | 3.8     | 5.0      | 2.9       | 2.0       | 0.5       | 2.6       | 0.3       | 1.1       | 0.0   |
| Beech              | 6.3         | 0.2   | 0.0     | 0.0      | 1.2       | 0.0       | 0.3       | 1.6       | 0.5       | 2.6       | 0.0   |
| Sweetgum           | 216.5       | 12.1  | 18.8    | 28.6     | 36.7      | 31.6      | 30.5      | 20.8      | 16.9      | 18.7      | 1.7   |
| Blackgum           | 18.7        | 0.1   | 1.6     | 0.9      | 4.8       | 3.2       | 1.2       | 1.7       | 2.6       | 2.7       | 0.0   |
| Other gums/tupelos | 88.1        | 4.6   | 15.1    | 14.5     | 8.9       | 10.8      | 8.8       | 10.6      | 5.0       | 8.0       | 1.8   |
| White ash          | 2.9         | 0.0   | 0.4     | 0.0      | 0.0       | 0.5       | 0.4       | 0.0       | 0.4       | 1.3       | 0.0   |
| Other ashes        | 155.8       | 7.5   | 17.3    | 20.3     | 18.8      | 24.6      | 17.1      | 17.6      | 10.1      | 21.1      | 1.4   |
| Sycamore           | 41.6        | 0.9   | 1.9     | 1.8      | 2.4       | 5.8       | 5.7       | 4.4       | 2.7       | 13.6      | 2.4   |
| Cottonwoods        | 110.0       | 0.5   | 0.4     | 0.0      | 1.9       | 1.6       | 5.3       | 7.7       | 18.8      | 51.1      | 22.7  |
| Yellow–poplar      | 10.2        | 0.1   | 0.1     | 0.0      | 0.7       | 0.1       | 1.1       | 2.4       | 1.1       | 3.1       | 1.3   |
| Magnolias          | 0.5         | 0.0   | 0.0     | 0.0      | 0.0       | 0.0       | 0.2       | 0.0       | 0.0       | 0.3       | 0.0   |
| Willow             | 151.2       | 4.4   | 10.3    | 9.4      | 14.0      | 12.7      | 10.3      | 16.3      | 19.1      | 46.4      | 8.4   |
| Black walnut       | 0.7         | 0.0   | 0.0     | 0.1      | 0.0       | 0.6       | 0.0       | 0.0       | 0.0       | 0.0       | 0.0   |
| Black cherry       | 3.4         | 0.9   | 1.7     | 0.0      | 0.0       | 0.8       | 0.0       | 0.0       | 0.0       | 0.0       | 0.0   |
| American elm       | 51.7        | 4.2   | 8.8     | 9.7      | 5.9       | 7.1       | 5.3       | 1.6       | 2.7       | 5.8       | 0.6   |
| Other elms         | 60.4        | 7.5   | 10.4    | 7.2      | 6.9       | 6.4       | 8.9       | 6.0       | 3.4       | 3.8       | 0.0   |
| River birch        | 2.0         | 0.3   | 0.2     | 0.0      | 0.8       | 0.3       | 0.4       | 0.0       | 0.0       | 0.0       | 0.0   |
| Hackberries        | 188.3       | 8.4   | 11.8    | 22.7     | 18.7      | 33.3      | 20.7      | 30.9      | 19.9      | 21.1      | 0.9   |
| Other locusts      | 20.2        | 0.5   | 4.3     | 1.5      | 3.1       | 2.1       | 2.2       | 2.9       | 0.9       | 1.6       | 1.1   |
| Sassafras          | 2.0         | 0.3   | 0.0     | 0.1      | 0.0       | 0.0       | 0.4       | 0.1       | 1.1       | 0.0       | 0.0   |
| Other commercial   | 1.6         | 0.8   | 0.4     | 0.0      | 0.4       | 0.0       | 0.0       | 0.0       | 0.0       | 0.0       | 0.0   |
| Total hardwoods    | 2,494.7     | 112.7   | 202.6   | 248.6    | 279.0     | 299.3     | 266.7     | 254.7     | 231.9     | 469.9     | 129.3 |
| All species        | 2,850.6     | 130.5   | 236.2   | 294.3    | 316.1     | 354.3     | 302.5     | 281.0     | 250.9     | 510.8     | 174.0 |

\*Numbers in columns and rows may not add to totals due to rounding.

Table 36.—Volume of growing stock in the sawlog portion of sawtimber trees on timberland by detailed species and diameter class, Arkansas Delta, 1995\*

| Species                        | All<br>classes | Diameter class (inches at breast height) |               |               |               |               |               |               |       |
|--------------------------------|----------------|--|---------------|---------------|---------------|---------------|---------------|---------------|-------|
|                                |                | 9.0–<br>10.9                             | 11.0–<br>12.9 | 13.0–<br>14.9 | 15.0–<br>16.9 | 17.0–<br>18.9 | 19.0–<br>20.9 | 21.0–<br>28.9 | ≥29.0 |
| ----- Million cubic feet ----- |                |  |               |               |               |               |               |               |       |
| Shortleaf pine                 | 34.3           | 5.3                                      | 10.0          | 8.7           | 3.2           | 4.6           | 0.7           | 1.8           | 0.0   |
| Loblolly pine                  | 106.2          | 26.1                                     | 16.9          | 28.8          | 16.7          | 6.3           | 4.1           | 6.6           | 0.6   |
| Redcedars                      | 1.6            | 0.8                                      | 0.8           | 0.0           | 0.0           | 0.0           | 0.0           | 0.0           | 0.0   |
| Cypress                        | 120.9          | 3.9                                      | 4.1           | 10.3          | 11.2          | 11.8          | 11.6          | 28.0          | 40.1  |
| Total softwoods                | 263.0          | 36.2                                     | 31.8          | 47.7          | 31.1          | 22.6          | 16.4          | 36.4          | 40.7  |
| Select white oaks              | 90.2           | 0.0                                      | 16.0          | 16.1          | 16.2          | 12.6          | 6.4           | 19.1          | 3.8   |
| Select red oaks                | 87.4           | 0.0                                      | 4.9           | 8.2           | 7.6           | 8.7           | 18.0          | 32.5          | 7.6   |
| Other white oaks               | 191.2          | 0.0                                      | 19.5          | 21.3          | 24.3          | 20.4          | 29.6          | 55.8          | 20.4  |
| Other red oaks                 | 320.6          | 0.0                                      | 35.6          | 42.0          | 46.8          | 42.2          | 37.4          | 84.2          | 32.4  |
| Sweet pecan                    | 25.3           | 0.0                                      | 1.9           | 7.0           | 3.5           | 2.0           | 1.8           | 6.6           | 2.5   |
| Water hickory                  | 69.0           | 0.0                                      | 8.4           | 11.0          | 7.5           | 8.4           | 4.4           | 18.6          | 10.6  |
| Other hickories                | 60.0           | 0.0                                      | 13.8          | 15.2          | 12.8          | 8.5           | 5.2           | 4.6           | 0.0   |
| Persimmon                      | 6.7            | 0.0                                      | 4.6           | 1.3           | 0.9           | 0.0           | 0.0           | 0.0           | 0.0   |
| Hard maples                    | 1.0            | 0.0                                      | 0.5           | 0.0           | 0.0           | 0.0           | 0.4           | 0.0           | 0.0   |
| Soft maples                    | 14.2           | 0.0                                      | 3.7           | 2.9           | 2.8           | 1.7           | 1.7           | 1.4           | 0.0   |
| Boxelder                       | 6.7            | 0.0                                      | 1.9           | 1.4           | 0.5           | 1.9           | 0.2           | 0.8           | 0.0   |
| Beech                          | 4.7            | 0.0                                      | 0.9           | 0.0           | 0.2           | 1.1           | 0.4           | 2.0           | 0.0   |
| Sweetgum                       | 129.9          | 0.0                                      | 25.8          | 25.3          | 27.0          | 18.6          | 15.0          | 16.7          | 1.4   |
| Blackgum                       | 12.8           | 0.0                                      | 3.7           | 2.3           | 1.0           | 1.3           | 2.2           | 2.3           | 0.0   |
| Other gums/tupelos             | 43.3           | 0.0                                      | 5.8           | 8.1           | 7.0           | 9.3           | 4.5           | 6.9           | 1.7   |
| White ash                      | 2.2            | 0.0                                      | 0.0           | 0.4           | 0.3           | 0.0           | 0.4           | 1.1           | 0.0   |
| Other ashes                    | 89.9           | 0.0                                      | 12.4          | 18.9          | 14.1          | 15.2          | 9.1           | 18.9          | 1.2   |
| Sycamore                       | 31.7           | 0.0                                      | 1.8           | 4.2           | 4.6           | 4.2           | 2.4           | 12.3          | 2.3   |
| Cottonwoods                    | 98.5           | 0.0                                      | 1.4           | 1.5           | 4.3           | 6.9           | 16.6          | 46.8          | 21.1  |
| Yellow–poplar                  | 8.8            | 0.0                                      | 0.5           | 0.1           | 0.9           | 2.2           | 1.0           | 2.8           | 1.2   |
| Magnolias                      | 0.4            | 0.0                                      | 0.0           | 0.0           | 0.1           | 0.0           | 0.0           | 0.3           | 0.0   |
| Willow                         | 105.9          | 0.0                                      | 10.0          | 10.7          | 8.4           | 14.4          | 16.1          | 39.5          | 6.8   |
| Black walnut                   | 0.5            | 0.0                                      | 0.0           | 0.5           | 0.0           | 0.0           | 0.0           | 0.0           | 0.0   |
| Black cherry                   | 0.6            | 0.0                                      | 0.0           | 0.6           | 0.0           | 0.0           | 0.0           | 0.0           | 0.0   |
| American elm                   | 24.2           | 0.0                                      | 4.6           | 5.9           | 4.4           | 1.4           | 2.3           | 5.0           | 0.6   |
| Other elms                     | 27.2           | 0.0                                      | 4.8           | 4.8           | 6.7           | 4.8           | 2.9           | 3.1           | 0.0   |
| River birch                    | 1.2            | 0.0                                      | 0.6           | 0.3           | 0.4           | 0.0           | 0.0           | 0.0           | 0.0   |
| Hackberries                    | 116.0          | 0.0                                      | 13.0          | 26.3          | 17.0          | 24.6          | 16.4          | 18.1          | 0.8   |
| Other locusts                  | 10.7           | 0.0                                      | 2.1           | 1.5           | 1.7           | 2.4           | 0.8           | 1.4           | 0.9   |
| Sassafras                      | 1.3            | 0.0                                      | 0.0           | 0.0           | 0.3           | 0.1           | 0.9           | 0.0           | 0.0   |
| Other commercial               | 0.2            | 0.0                                      | 0.2           | 0.0           | 0.0           | 0.0           | 0.0           | 0.0           | 0.0   |
| Total hardwoods                | 1,582.4        | 0.0                                      | 198.5         | 237.8         | 221.3         | 212.7         | 196.2         | 400.6         | 115.2 |
| All species                    | 1,845.3        | 36.2                                     | 230.3         | 285.5         | 252.4         | 235.4         | 212.6         | 437.0         | 155.9 |

\*Numbers in columns and rows may not add to totals due to rounding.

Table 37.—*Volume of live trees on timberland by detailed species and class of timber, Arkansas Delta, 1995\**

| Species                        | All live | Growing stock | Rough | Rotten |
|--------------------------------|----------|---------------|-------|--------|
| ----- Million cubic feet ----- |          |               |       |        |
| Shortleaf pine                 | 47.7     | 47.0          | 0.7   | 0.0    |
| Loblolly pine                  | 168.3    | 162.8         | 5.5   | 0.0    |
| Redcedars                      | 2.8      | 2.8           | 0.0   | 0.0    |
| Cypress                        | 158.9    | 143.2         | 12.7  | 2.9    |
| Total softwoods                | 377.8    | 355.9         | 19.0  | 2.9    |
| Select white oaks              | 148.7    | 137.7         | 10.7  | 0.3    |
| Select red oaks                | 122.9    | 116.6         | 4.6   | 1.6    |
| Other white oaks               | 325.3    | 295.3         | 26.8  | 3.2    |
| Other red oaks                 | 507.8    | 471.2         | 30.0  | 6.6    |
| Sweet pecan                    | 38.2     | 37.2          | 1.1   | 0.0    |
| Water hickory                  | 111.4    | 102.4         | 8.7   | 0.3    |
| Other hickories                | 129.2    | 121.8         | 7.2   | 0.2    |
| Persimmon                      | 30.1     | 27.4          | 2.7   | 0.0    |
| Hard maples                    | 3.1      | 3.0           | 0.1   | 0.0    |
| Soft maples                    | 36.2     | 29.3          | 6.2   | 0.7    |
| Boxelder                       | 31.6     | 20.9          | 9.5   | 1.2    |
| Beech                          | 10.5     | 6.3           | 0.9   | 3.2    |
| Sweetgum                       | 234.8    | 216.5         | 16.7  | 1.6    |
| Blackgum                       | 22.3     | 18.7          | 3.5   | 0.2    |
| Other gums/tupelos             | 101.4    | 88.1          | 11.5  | 1.9    |
| White ash                      | 2.9      | 2.9           | 0.0   | 0.0    |
| Other ashes                    | 175.8    | 155.8         | 17.1  | 2.9    |
| Sycamore                       | 42.4     | 41.6          | 0.4   | 0.3    |
| Cottonwoods                    | 111.5    | 110.0         | 1.1   | 0.4    |
| Yellow-poplar                  | 10.8     | 10.2          | 0.6   | 0.0    |
| Magnolias                      | 0.5      | 0.5           | 0.0   | 0.0    |
| Willow                         | 170.4    | 151.2         | 16.9  | 2.3    |
| Black walnut                   | 0.7      | 0.7           | 0.0   | 0.0    |
| Black cherry                   | 6.3      | 3.4           | 2.9   | 0.0    |
| American elm                   | 62.5     | 51.7          | 10.4  | 0.4    |
| Other elms                     | 70.8     | 60.4          | 10.3  | 0.2    |
| River birch                    | 2.7      | 2.0           | 0.5   | 0.1    |
| Hackberries                    | 232.0    | 188.3         | 41.5  | 2.2    |
| Black locust                   | 0.3      | 0.0           | 0.3   | 0.0    |
| Other locusts                  | 27.6     | 20.2          | 7.0   | 0.4    |
| Sassafras                      | 2.8      | 2.0           | 0.7   | 0.1    |
| Dogwood                        | 1.0      | 0.0           | 1.0   | 0.0    |
| Other commercial               | 3.9      | 1.6           | 2.1   | 0.2    |
| Total hardwoods                | 2,778.6  | 2,494.7       | 253.4 | 30.5   |
| Noncommercial                  | 22.5     | 0.0           | 22.5  | 0.0    |
| All species                    | 3,178.9  | 2,850.6       | 294.9 | 33.4   |

\*Numbers in columns and rows may not add to totals due to rounding.

Table 38.—Volume of sawtimber for tree grade 1 on timberland by detailed species and diameter class, Arkansas Delta, 1995\*

| Species                         | Diameter class (inches at breast height) |          |           |           |           |           |           |           |       |
|---------------------------------|--|----------|-----------|-----------|-----------|-----------|-----------|-----------|-------|
|                                 | All classes                              | 9.0–10.9 | 11.0–12.9 | 13.0–14.9 | 15.0–16.9 | 17.0–18.9 | 19.0–20.9 | 21.0–28.9 | ≥29.0 |
| ----- Million board feet† ----- |  |          |           |           |           |           |           |           |       |
| Shortleaf pine                  | 51.8                                     | 4.4      | 3.4       | 10.1      | 7.9       | 16.0      | 4.9       | 5.2       | 0.0   |
| Loblolly pine                   | 126.7                                    | 7.7      | 10.9      | 32.1      | 38.6      | 0.0       | 12.3      | 25.1      | 0.0   |
| Redcedars                       | 6.5                                      | 2.4      | 4.0       | 0.0       | 0.0       | 0.0       | 0.0       | 0.0       | 0.0   |
| Cypress                         | 202.1                                    | 0.0      | 6.9       | 12.1      | 28.9      | 29.9      | 26.8      | 44.4      | 53.1  |
| Total softwoods                 | 387.1                                    | 14.5     | 25.2      | 54.3      | 75.3      | 45.9      | 44.1      | 74.7      | 53.1  |
| Select white oaks               | 194.3                                    | 0.0      | 0.0       | 0.0       | 16.8      | 40.0      | 28.3      | 94.3      | 14.9  |
| Select red oaks                 | 225.7                                    | 0.0      | 0.0       | 0.0       | 10.3      | 12.3      | 41.9      | 121.8     | 39.5  |
| Other white oaks                | 389.7                                    | 0.0      | 0.0       | 0.0       | 18.0      | 51.9      | 67.6      | 194.4     | 57.8  |
| Other red oaks                  | 519.4                                    | 0.0      | 0.0       | 0.0       | 26.2      | 77.9      | 83.9      | 244.4     | 87.1  |
| Sweet pecan                     | 43.8                                     | 0.0      | 0.0       | 0.0       | 0.0       | 5.6       | 9.5       | 21.7      | 7.0   |
| Water hickory                   | 110.0                                    | 0.0      | 0.0       | 0.0       | 7.2       | 22.7      | 8.9       | 32.4      | 38.7  |
| Other hickories                 | 48.3                                     | 0.0      | 0.0       | 0.0       | 12.2      | 13.4      | 15.4      | 7.3       | 0.0   |
| Sweetgum                        | 229.5                                    | 0.0      | 0.0       | 0.0       | 22.8      | 61.2      | 64.3      | 75.8      | 5.4   |
| Blackgum                        | 12.6                                     | 0.0      | 0.0       | 0.0       | 0.0       | 0.0       | 5.7       | 6.9       | 0.0   |
| Other gums/tupelos              | 45.5                                     | 0.0      | 0.0       | 0.0       | 5.6       | 19.1      | 7.2       | 11.0      | 2.7   |
| White ash                       | 6.7                                      | 0.0      | 0.0       | 0.0       | 0.0       | 0.0       | 2.4       | 4.4       | 0.0   |
| Other ashes                     | 182.0                                    | 0.0      | 0.0       | 0.0       | 8.8       | 70.0      | 24.0      | 79.2      | 0.0   |
| Sycamore                        | 100.9                                    | 0.0      | 0.0       | 0.0       | 17.4      | 10.4      | 10.5      | 53.1      | 9.5   |
| Cottonwoods                     | 469.7                                    | 0.0      | 0.0       | 0.0       | 15.6      | 22.7      | 91.0      | 256.3     | 84.0  |
| Yellow–poplar                   | 19.4                                     | 0.0      | 0.0       | 0.0       | 0.0       | 7.1       | 2.1       | 6.8       | 3.4   |
| Magnolias                       | 1.6                                      | 0.0      | 0.0       | 0.0       | 0.0       | 0.0       | 0.0       | 1.6       | 0.0   |
| Willow                          | 70.3                                     | 0.0      | 0.0       | 0.0       | 5.8       | 16.4      | 20.5      | 24.3      | 3.2   |
| American elm                    | 14.5                                     | 0.0      | 0.0       | 0.0       | 1.8       | 2.1       | 1.1       | 9.4       | 0.0   |
| Other elms                      | 9.2                                      | 0.0      | 0.0       | 0.0       | 2.4       | 2.5       | 0.0       | 4.3       | 0.0   |
| Hackberries                     | 74.5                                     | 0.0      | 0.0       | 0.0       | 7.8       | 19.1      | 20.6      | 27.1      | 0.0   |
| Other locusts                   | 12.0                                     | 0.0      | 0.0       | 0.0       | 2.5       | 2.2       | 1.2       | 0.0       | 6.0   |
| Sassafras                       | 0.6                                      | 0.0      | 0.0       | 0.0       | 0.0       | 0.6       | 0.0       | 0.0       | 0.0   |
| Total hardwoods                 | 2,780.2                                  | 0.0      | 0.0       | 0.0       | 181.1     | 457.3     | 506.1     | 1,276.5   | 359.2 |
| All species                     | 3,167.2                                  | 14.5     | 25.2      | 54.3      | 256.4     | 503.2     | 550.1     | 1,351.3   | 412.3 |

\*Numbers in columns and rows may not add to totals due to rounding.

†International 1/4-inch Rule.

Table 39.—Volume of sawtimber for tree grade 2 on timberland by detailed species and diameter class, Arkansas Delta, 1995\*

| Species            | All<br>classes | Diameter class (inches at breast height) |               |               |               |               |               |               |       |
|--------------------|----------------|--|---------------|---------------|---------------|---------------|---------------|---------------|-------|
|                    |                | 9.0–<br>10.9                             | 11.0–<br>12.9 | 13.0–<br>14.9 | 15.0–<br>16.9 | 17.0–<br>18.9 | 19.0–<br>20.9 | 21.0–<br>28.9 | ≥29.0 |
|                    |                | ----- Million board feet† -----          |               |               |               |               |               |               |       |
| Shortleaf pine     | 56.3           | 6.1                                      | 18.1          | 23.0          | 0.0           | 9.2           | 0.0           | 0.0           | 0.0   |
| Loblolly pine      | 121.8          | 12.3                                     | 7.7           | 39.0          | 26.8          | 25.9          | 5.7           | 4.2           | 0.0   |
| Cypress            | 133.0          | 2.2                                      | 0.0           | 23.8          | 10.0          | 8.0           | 15.3          | 41.2          | 32.6  |
| Total softwoods    | 311.1          | 20.6                                     | 25.8          | 85.8          | 36.8          | 43.1          | 21.0          | 45.4          | 32.6  |
| Select white oaks  | 151.4          | 0.0                                      | 0.0           | 54.7          | 47.8          | 29.7          | 3.2           | 16.0          | 0.0   |
| Select red oaks    | 107.9          | 0.0                                      | 0.0           | 25.0          | 14.5          | 12.0          | 25.1          | 31.3          | 0.0   |
| Other white oaks   | 297.5          | 0.0                                      | 0.0           | 41.4          | 61.5          | 16.6          | 39.1          | 87.2          | 51.8  |
| Other red oaks     | 423.9          | 0.0                                      | 0.0           | 103.0         | 114.4         | 48.7          | 40.6          | 80.1          | 37.1  |
| Sweet pecan        | 42.5           | 0.0                                      | 0.0           | 11.1          | 15.8          | 3.7           | 2.1           | 9.9           | 0.0   |
| Water hickory      | 97.5           | 0.0                                      | 0.0           | 20.0          | 27.7          | 10.2          | 6.5           | 19.4          | 13.8  |
| Other hickories    | 101.9          | 0.0                                      | 0.0           | 41.2          | 28.6          | 17.5          | 6.2           | 8.4           | 0.0   |
| Persimmon          | 6.9            | 0.0                                      | 0.0           | 3.9           | 3.0           | 0.0           | 0.0           | 0.0           | 0.0   |
| Soft maples        | 17.0           | 0.0                                      | 0.0           | 0.0           | 11.5          | 3.1           | 2.4           | 0.0           | 0.0   |
| Boxelder           | 4.7            | 0.0                                      | 0.0           | 0.0           | 3.3           | 0.0           | 1.3           | 0.0           | 0.0   |
| Beech              | 2.1            | 0.0                                      | 0.0           | 0.0           | 0.0           | 0.0           | 0.0           | 2.1           | 0.0   |
| Sweetgum           | 264.1          | 0.0                                      | 0.0           | 98.0          | 101.7         | 23.5          | 25.5          | 15.4          | 0.0   |
| Blackgum           | 20.1           | 0.0                                      | 0.0           | 5.9           | 2.7           | 6.4           | 5.1           | 0.0           | 0.0   |
| Other gums/tupelos | 48.8           | 0.0                                      | 0.0           | 20.9          | 8.3           | 6.4           | 6.1           | 7.1           | 0.0   |
| White ash          | 2.4            | 0.0                                      | 0.0           | 2.4           | 0.0           | 0.0           | 0.0           | 0.0           | 0.0   |
| Other ashes        | 133.5          | 0.0                                      | 0.0           | 53.9          | 34.9          | 15.2          | 16.2          | 6.9           | 6.3   |
| Sycamore           | 46.9           | 0.0                                      | 0.0           | 17.9          | 7.8           | 7.5           | 0.0           | 13.6          | 0.0   |
| Cottonwoods        | 89.2           | 0.0                                      | 0.0           | 5.1           | 8.9           | 8.5           | 10.6          | 40.0          | 16.1  |
| Yellow–poplar      | 27.8           | 0.0                                      | 0.0           | 0.6           | 6.2           | 5.6           | 1.1           | 9.7           | 4.6   |
| Magnolias          | 0.9            | 0.0                                      | 0.0           | 0.0           | 0.9           | 0.0           | 0.0           | 0.0           | 0.0   |
| Willow             | 120.4          | 0.0                                      | 0.0           | 40.3          | 15.7          | 4.6           | 6.5           | 51.7          | 1.6   |
| Black cherry       | 2.0            | 0.0                                      | 0.0           | 2.0           | 0.0           | 0.0           | 0.0           | 0.0           | 0.0   |
| American elm       | 39.0           | 0.0                                      | 0.0           | 13.6          | 12.3          | 2.7           | 2.2           | 8.2           | 0.0   |
| Other elms         | 47.2           | 0.0                                      | 0.0           | 12.2          | 12.1          | 15.2          | 3.5           | 4.2           | 0.0   |
| River birch        | 2.0            | 0.0                                      | 0.0           | 0.0           | 2.0           | 0.0           | 0.0           | 0.0           | 0.0   |
| Hackberries        | 206.2          | 0.0                                      | 0.0           | 65.6          | 37.6          | 49.3          | 40.5          | 13.2          | 0.0   |
| Other locusts      | 17.1           | 0.0                                      | 0.0           | 1.5           | 0.0           | 7.9           | 3.5           | 4.1           | 0.0   |
| Total hardwoods    | 2,320.8        | 0.0                                      | 0.0           | 640.1         | 579.5         | 294.4         | 247.2         | 428.4         | 131.3 |
| All species        | 2,631.9        | 20.6                                     | 25.8          | 725.9         | 616.3         | 337.5         | 268.2         | 473.8         | 163.8 |

\*Numbers in columns and rows may not add to totals due to rounding.

†International 1/4-inch Rule.



Table 40.—Volume of sawtimber for tree grade 3 on timberland by detailed species and diameter class, Arkansas Delta, 1995\*

| Species            | All<br>classes | Diameter class (inches at breast height) |               |               |               |               |               |               |       |
|--------------------|----------------|--|---------------|---------------|---------------|---------------|---------------|---------------|-------|
|                    |                | 9.0–<br>10.9                             | 11.0–<br>12.9 | 13.0–<br>14.9 | 15.0–<br>16.9 | 17.0–<br>18.9 | 19.0–<br>20.9 | 21.0–<br>28.9 | ≥29.0 |
|                    |                | ----- Million board feet† -----          |               |               |               |               |               |               |       |
| Shortleaf pine     | 111.7          | 20.7                                     | 41.0          | 23.1          | 13.0          | 6.4           | 0.0           | 7.5           | 0.0   |
| Loblolly pine      | 402.8          | 117.4                                    | 81.7          | 110.4         | 45.8          | 16.2          | 9.6           | 17.2          | 4.4   |
| Cypress            | 248.5          | 17.6                                     | 13.8          | 20.7          | 23.5          | 25.3          | 22.2          | 48.2          | 77.2  |
| Total softwoods    | 762.9          | 155.7                                    | 136.5         | 154.2         | 82.2          | 47.9          | 31.8          | 72.9          | 81.7  |
| Select white oaks  | 136.0          | 0.0                                      | 62.7          | 27.3          | 19.7          | 8.9           | 8.0           | 9.5           | 0.0   |
| Select red oaks    | 109.1          | 0.0                                      | 10.9          | 14.3          | 16.2          | 20.7          | 20.9          | 26.0          | 0.0   |
| Other white oaks   | 280.1          | 0.0                                      | 74.5          | 35.8          | 38.6          | 30.7          | 47.1          | 38.6          | 14.6  |
| Other red oaks     | 486.8          | 0.0                                      | 118.2         | 70.1          | 61.6          | 48.6          | 46.8          | 102.7         | 38.9  |
| Sweet pecan        | 64.3           | 0.0                                      | 7.9           | 29.1          | 7.8           | 3.0           | 0.0           | 8.7           | 7.6   |
| Water hickory      | 153.8          | 0.0                                      | 40.1          | 33.6          | 9.4           | 20.9          | 6.0           | 40.6          | 3.1   |
| Other hickories    | 129.8          | 0.0                                      | 47.2          | 40.6          | 24.1          | 13.2          | 2.9           | 1.9           | 0.0   |
| Persimmon          | 31.2           | 0.0                                      | 26.1          | 3.1           | 1.9           | 0.0           | 0.0           | 0.0           | 0.0   |
| Hard maples        | 3.1            | 0.0                                      | 3.1           | 0.0           | 0.0           | 0.0           | 0.0           | 0.0           | 0.0   |
| Soft maples        | 35.7           | 0.0                                      | 14.7          | 8.8           | 5.2           | 0.0           | 3.2           | 3.8           | 0.0   |
| Boxelder           | 23.0           | 0.0                                      | 8.0           | 3.2           | 0.0           | 6.7           | 0.0           | 5.0           | 0.0   |
| Beech              | 9.2            | 0.0                                      | 4.2           | 0.0           | 0.0           | 5.0           | 0.0           | 0.0           | 0.0   |
| Sweetgum           | 226.2          | 0.0                                      | 133.6         | 32.5          | 32.0          | 19.6          | 0.0           | 8.4           | 0.0   |
| Blackgum           | 23.3           | 0.0                                      | 13.6          | 6.7           | 1.1           | 0.0           | 0.0           | 1.9           | 0.0   |
| Other gums/tupelos | 56.5           | 0.0                                      | 25.6          | 12.7          | 8.6           | 2.4           | 0.0           | 5.0           | 2.3   |
| Other ashes        | 128.6          | 0.0                                      | 57.7          | 38.2          | 19.9          | 3.3           | 1.6           | 7.9           | 0.0   |
| Sycamore           | 32.7           | 0.0                                      | 10.3          | 4.9           | 3.0           | 4.3           | 4.4           | 5.9           | 0.0   |
| Cottonwoods        | 28.9           | 0.0                                      | 8.2           | 0.0           | 0.0           | 5.3           | 1.6           | 3.3           | 10.5  |
| Yellow–poplar      | 5.0            | 0.0                                      | 3.1           | 0.0           | 0.0           | 0.0           | 0.0           | 1.9           | 0.0   |
| Willow             | 229.8          | 0.0                                      | 49.3          | 19.7          | 16.8          | 44.1          | 23.3          | 72.6          | 3.9   |
| Black walnut       | 0.7            | 0.0                                      | 0.0           | 0.7           | 0.0           | 0.0           | 0.0           | 0.0           | 0.0   |
| American elm       | 55.1           | 0.0                                      | 24.0          | 11.8          | 3.7           | 0.0           | 5.7           | 7.7           | 2.2   |
| Other elms         | 69.2           | 0.0                                      | 23.9          | 8.2           | 15.6          | 7.4           | 12.2          | 1.9           | 0.0   |
| River birch        | 4.0            | 0.0                                      | 4.0           | 0.0           | 0.0           | 0.0           | 0.0           | 0.0           | 0.0   |
| Hackberries        | 262.5          | 0.0                                      | 57.1          | 64.3          | 32.7          | 49.3          | 22.6          | 36.5          | 0.0   |
| Other locusts      | 15.9           | 0.0                                      | 9.3           | 1.5           | 1.3           | 2.1           | 0.0           | 1.7           | 0.0   |
| Sassafras          | 3.9            | 0.0                                      | 0.0           | 0.0           | 0.0           | 0.0           | 3.9           | 0.0           | 0.0   |
| Total hardwoods    | 2,604.3        | 0.0                                      | 837.1         | 467.1         | 319.5         | 295.4         | 210.3         | 391.7         | 83.1  |
| All species        | 3,367.3        | 155.7                                    | 973.7         | 621.3         | 401.7         | 343.3         | 242.1         | 464.7         | 164.8 |

\*Numbers in columns and rows may not add to totals due to rounding.

†International 1/4-inch Rule.

Table 41.—Volume of sawtimber for tree grade 4 on timberland by detailed species and diameter class, Arkansas Delta, 1995\*

| Species                         | All<br>classes | Diameter class ( <i>inches at breast height</i> ) |               |               |               |               |               |       |
|---------------------------------|----------------|---|---------------|---------------|---------------|---------------|---------------|-------|
|                                 |                | 11.0–<br>12.9                                     | 13.0–<br>14.9 | 15.0–<br>16.9 | 17.0–<br>18.9 | 19.0–<br>20.9 | 21.0–<br>28.9 | ≥29.0 |
| ----- Million board feet† ----- |                |   |               |               |               |               |               |       |
| Select white oaks               | 55.8           | 23.1  | 12.5          | 18.5          | 1.6           | 0.0           | 0.0           | 0.0   |
| Select red oaks                 | 41.2           | 12.3  | 6.4           | 0.0           | 0.0           | 12.7          | 9.8           | 0.0   |
| Other white oaks                | 121.2          | 24.4  | 34.4          | 12.3          | 20.3          | 17.3          | 12.6          | 0.0   |
| Other red oaks                  | 379.2          | 65.6  | 61.6          | 69.9          | 67.9          | 44.9          | 62.2          | 7.1   |
| Water hickory                   | 38.7           | 5.4   | 10.6          | 0.0           | 0.0           | 5.7           | 17.0          | 0.0   |
| Other hickories                 | 56.8           | 25.7  | 6.5           | 12.4          | 3.6           | 4.6           | 4.0           | 0.0   |
| Soft maples                     | 16.7           | 5.3   | 4.0           | 0.0           | 3.4           | 2.8           | 1.2           | 0.0   |
| Boxelder                        | 5.5            | 3.1   | 0.9           | 0.0           | 1.6           | 0.0           | 0.0           | 0.0   |
| Beech                           | 15.7           | 1.2   | 0.0           | 1.5           | 2.4           | 2.6           | 8.0           | 0.0   |
| Sweetgum                        | 28.0           | 10.5  | 6.7           | 7.3           | 0.0           | 3.4           | 0.0           | 0.0   |
| Blackgum                        | 3.9            | 3.9   | 0.0           | 0.0           | 0.0           | 0.0           | 0.0           | 0.0   |
| Other ashes                     | 7.5            | 6.5   | 1.1           | 0.0           | 0.0           | 0.0           | 0.0           | 0.0   |
| Sycamore                        | 2.4            | 0.0   | 0.0           | 0.0           | 2.4           | 0.0           | 0.0           | 0.0   |
| Cottonwoods                     | 24.7           | 0.0   | 2.2           | 2.2           | 6.2           | 7.1           | 7.0           | 0.0   |
| Yellow–poplar                   | 3.2            | 0.0   | 0.0           | 0.0           | 0.0           | 3.2           | 0.0           | 0.0   |
| Willow                          | 145.1          | 5.6   | 2.0           | 7.9           | 15.5          | 32.7          | 69.5          | 12.0  |
| American elm                    | 18.4           | 2.5   | 8.4           | 5.5           | 0.0           | 1.9           | 0.0           | 0.0   |
| Other elms                      | 19.1           | 2.7   | 6.3           | 1.2           | 6.3           | 2.6           | 0.0           | 0.0   |
| Hackberries                     | 70.6           | 12.8  | 3.1           | 7.1           | 22.3          | 10.4          | 14.5          | 0.5   |
| Other locusts                   | 15.0           | 1.7   | 3.6           | 6.0           | 2.1           | 0.0           | 1.6           | 0.0   |
| Sassafras                       | 1.8            | 0.0   | 0.0           | 1.8           | 0.0           | 0.0           | 0.0           | 0.0   |
| Other commercial                | 1.1            | 1.1   | 0.0           | 0.0           | 0.0           | 0.0           | 0.0           | 0.0   |
| Total hardwoods                 | 1,071.6        | 213.5   | 170.4         | 153.7         | 155.4         | 151.9         | 207.1         | 19.6  |
| All species                     | 1,071.6        | 213.5   | 170.4         | 153.7         | 155.4         | 151.9         | 207.1         | 19.6  |

\*Numbers in columns and rows may not add to totals due to rounding.

†International 1/4-inch Rule.

Table 42.—Volume of sawtimber on timberland by species and ownership class, Arkansas Delta, 1995\*

| Species                         | All ownerships | National forest | Other public | Forest industry | Forest industry-leased | Other private |
|---------------------------------|----------------|-----------------|--------------|-----------------|------------------------|---------------|
| ----- Million board feet† ----- |                |                 |              |                 |                        |               |
| Yellow pines                    | 871.2          | 0.0             | 116.7        | 237.4           | 0.0                    | 517.1         |
| Cypress                         | 697.4          | 0.0             | 205.4        | 110.9           | 0.0                    | 381.1         |
| Redcedars                       | 7.5            | 0.0             | 0.0          | 0.0             | 0.0                    | 7.5           |
| Total softwoods                 | 1,576.1        | 0.0             | 322.1        | 348.3           | 0.0                    | 905.6         |
| Select white–red oaks           | 1,098.3        | 103.0           | 262.4        | 16.6            | 0.0                    | 716.3         |
| Other white–red oaks            | 3,072.8        | 46.3            | 1,123.0      | 120.2           | 0.0                    | 1,783.3       |
| Hickories                       | 944.0          | 17.2            | 285.5        | 132.2           | 0.0                    | 509.1         |
| Hard maples                     | 5.9            | 0.0             | 2.8          | 0.0             | 0.0                    | 3.1           |
| Sweetgum                        | 786.0          | 10.2            | 221.9        | 54.0            | 0.0                    | 500.0         |
| Tupelos and blackgums           | 289.9          | 1.9             | 45.3         | 2.3             | 0.0                    | 240.3         |
| Ashes–walnut–black cherry       | 518.3          | 0.7             | 143.3        | 45.1            | 0.0                    | 329.1         |
| Yellow–poplar                   | 57.9           | 32.6            | 0.0          | 0.0             | 0.0                    | 25.4          |
| Other hardwoods                 | 2,751.8        | 25.3            | 503.1        | 760.4           | 0.0                    | 1,463.1       |
| Total hardwoods                 | 9,524.8        | 237.1           | 2,587.3      | 1,130.7         | 0.0                    | 5,569.7       |
| All species                     | 11,100.9       | 237.1           | 2,909.5      | 1,479.0         | 0.0                    | 6,475.3       |

\*Numbers in columns and rows may not add to totals due to rounding.

†International 1/4-inch Rule.

Table 43.—Average net annual growth, average annual removals, and average annual mortality of live trees by county and species group, Arkansas Delta, 1995\*

| County                         | Net growth  |          |          | Removals    |          |          | Mortality   |          |          |
|--------------------------------|-------------|----------|----------|-------------|----------|----------|-------------|----------|----------|
|                                | All species | Softwood | Hardwood | All species | Softwood | Hardwood | All species | Softwood | Hardwood |
| ----- Million cubic feet ----- |             |          |          |             |          |          |             |          |          |
| Arkansas                       | 7.2         | 0.7      | 6.5      | 9.5         | 0.6      | 8.9      | 3.4         | 0.0      | 3.4      |
| Chicot                         | 2.7         | 0.1      | 2.6      | 5.4         | 0.0      | 5.4      | 1.1         | 0.0      | 1.1      |
| Clay                           | 2.9         | 0.0      | 2.9      | 4.0         | 0.0      | 4.0      | 0.8         | 0.0      | 0.8      |
| Craighead                      | 3.1         | 0.4      | 2.7      | 0.2         | 0.0      | 0.2      | 1.1         | 0.0      | 1.1      |
| Crittenden                     | 5.0         | 0.0      | 5.0      | 1.2         | 0.1      | 1.1      | 0.4         | 0.0      | 0.4      |
| Cross                          | 1.7         | 0.0      | 1.7      | 1.3         | 0.0      | 1.3      | 0.7         | 0.0      | 0.7      |
| Desha                          | 9.2         | 0.6      | 8.5      | 10.2        | 0.0      | 10.1     | 5.3         | 0.0      | 5.3      |
| Greene                         | 3.2         | 0.2      | 3.1      | 2.4         | 0.1      | 2.3      | 0.2         | 0.1      | 0.0      |
| Jackson                        | 3.4         | 0.1      | 3.3      | 0.0         | 0.0      | 0.0      | 0.2         | 0.0      | 0.2      |
| Jefferson                      | 17.0        | 10.6     | 6.4      | 3.7         | 2.8      | 0.9      | 4.9         | 0.9      | 3.9      |
| Lawrence                       | 3.1         | 0.1      | 3.0      | 2.3         | 0.0      | 2.3      | 0.3         | 0.0      | 0.3      |
| Lee                            | 3.1         | 0.0      | 3.1      | 0.2         | 0.0      | 0.2      | 3.0         | 0.0      | 3.0      |
| Lincoln                        | 8.7         | 3.3      | 5.3      | 9.0         | 4.6      | 4.3      | 1.7         | 0.7      | 1.0      |
| Lonoke                         | 4.3         | 0.8      | 3.6      | 2.4         | 0.1      | 2.3      | 2.0         | 0.0      | 2.0      |
| Mississippi                    | 2.8         | 0.3      | 2.4      | 0.3         | 0.0      | 0.3      | 1.3         | 0.0      | 1.3      |
| Monroe                         | 5.1         | 0.6      | 4.5      | 4.1         | 0.2      | 4.0      | 2.8         | 0.0      | 2.8      |
| Phillips                       | 5.7         | 0.0      | 5.7      | 2.3         | 0.0      | 2.3      | 1.6         | 0.0      | 1.6      |
| Poinsett                       | 3.0         | 0.0      | 2.9      | 3.0         | 0.1      | 2.9      | 0.6         | 0.0      | 0.6      |
| Prairie                        | 4.0         | 0.3      | 3.7      | 7.4         | 0.4      | 6.9      | 1.7         | 0.0      | 1.7      |
| St. Francis                    | 3.8         | 0.0      | 3.8      | 0.5         | 0.0      | 0.5      | 1.4         | 0.0      | 1.4      |
| Woodruff                       | 5.6         | 0.2      | 5.5      | 1.4         | 0.1      | 1.2      | 1.5         | 0.0      | 1.5      |
| All counties                   | 104.5       | 18.3     | 86.2     | 70.5        | 9.1      | 61.4     | 35.9        | 1.8      | 34.1     |

\*Numbers in columns and rows may not add to totals due to rounding.

Table 44.—Average net annual growth, average annual removals, and average annual mortality of live trees by ownership class and species group, Arkansas Delta, 1995\*

| Ownership class                | Net growth  |          |          | Removals    |          |          | Mortality   |          |          |
|--------------------------------|-------------|----------|----------|-------------|----------|----------|-------------|----------|----------|
|                                | All species | Softwood | Hardwood | All species | Softwood | Hardwood | All species | Softwood | Hardwood |
| ----- Million cubic feet ----- |             |          |          |             |          |          |             |          |          |
| National forest                | 1.3         | 0.0      | 1.3      | 0.3         | 0.0      | 0.3      | 0.4         | 0.0      | 0.4      |
| Other public                   | 16.8        | 2.2      | 14.6     | 5.1         | 0.3      | 4.8      | 8.0         | 0.1      | 7.9      |
| Forest industry                | 17.4        | 9.0      | 8.4      | 18.6        | 3.1      | 15.5     | 6.8         | 0.2      | 6.6      |
| Other private                  | 69.1        | 7.1      | 62.0     | 46.5        | 5.8      | 40.7     | 20.7        | 1.5      | 19.2     |
| All ownerships                 | 104.5       | 18.3     | 86.2     | 70.5        | 9.1      | 61.4     | 35.9        | 1.8      | 34.1     |

\*Numbers in columns and rows may not add to totals due to rounding.

**Figures 1 through 8**

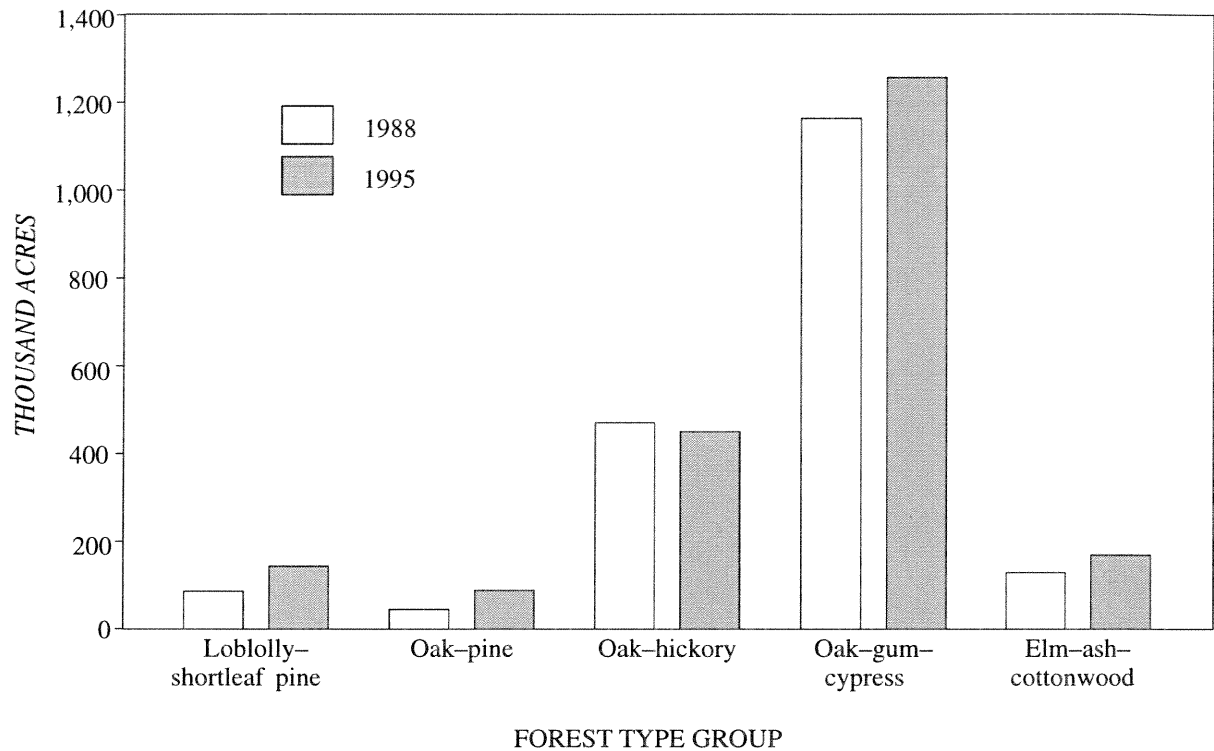


Figure 1.—Area of timberland by forest type group, Arkansas Delta, 1988 and 1995.

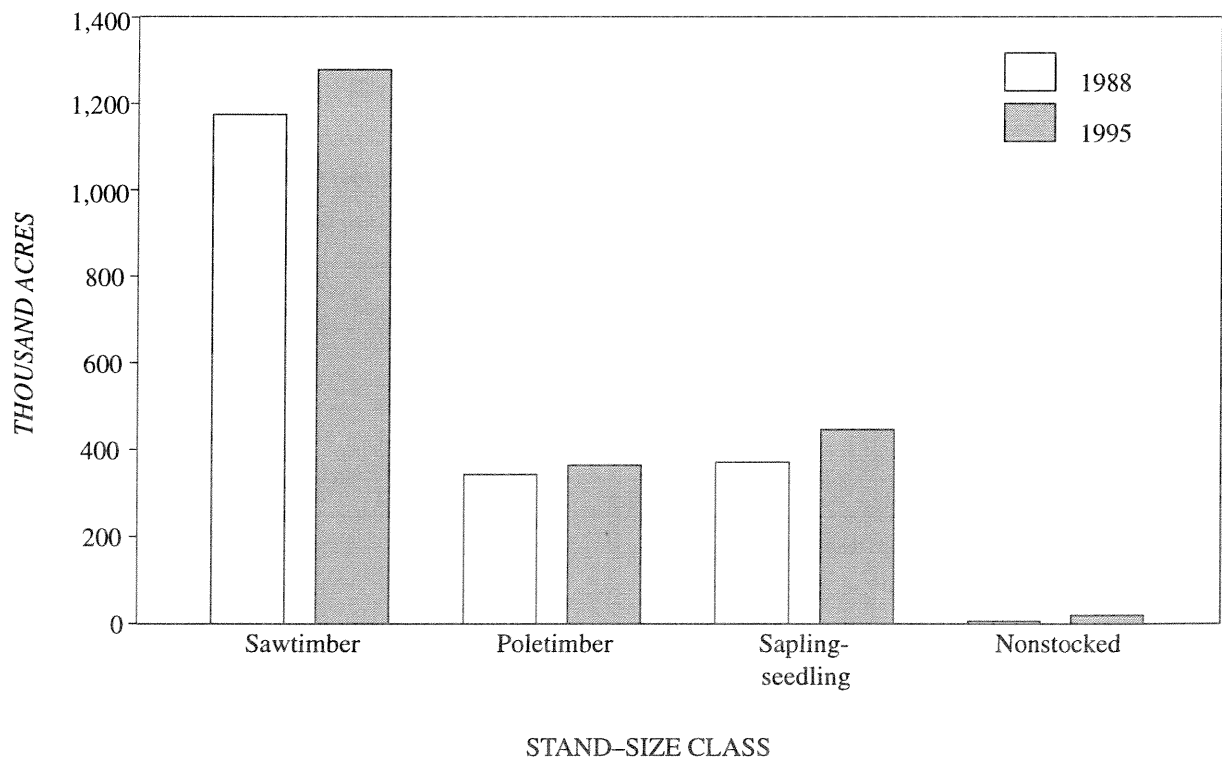


Figure 2.—Area of timberland by stand-size class, Arkansas Delta, 1988 and 1995.

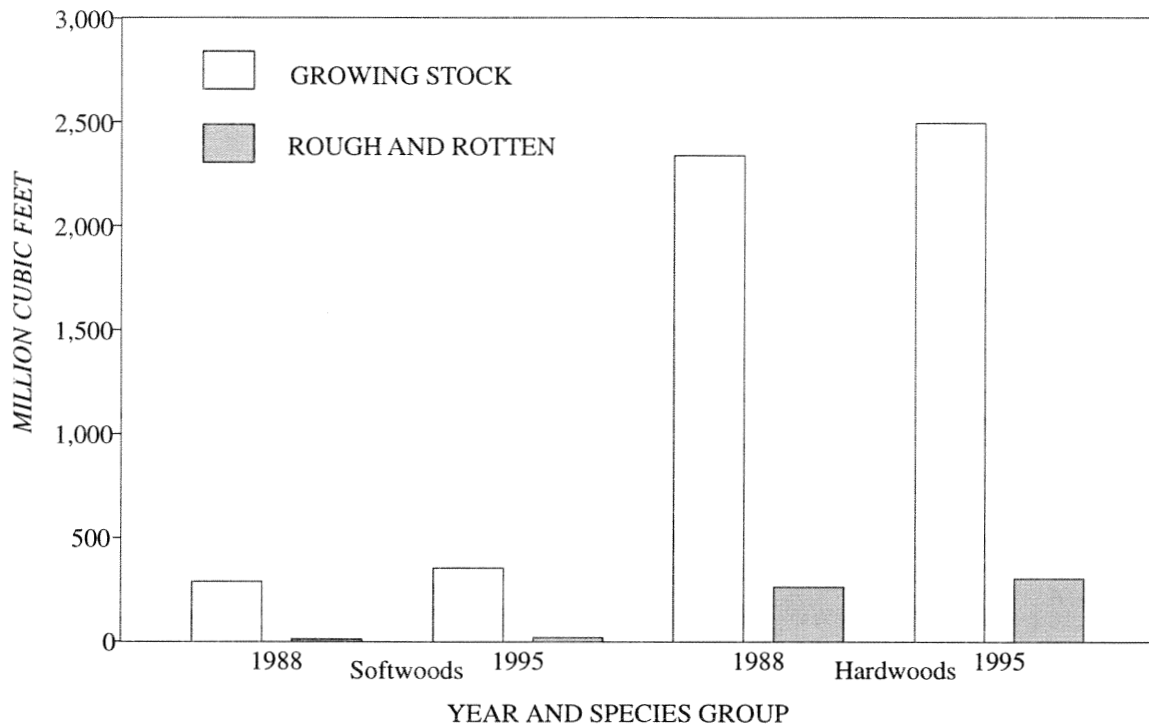


Figure 3.—Volume of live trees on timberland by species group and class of timber, Arkansas Delta, 1988 and 1995.

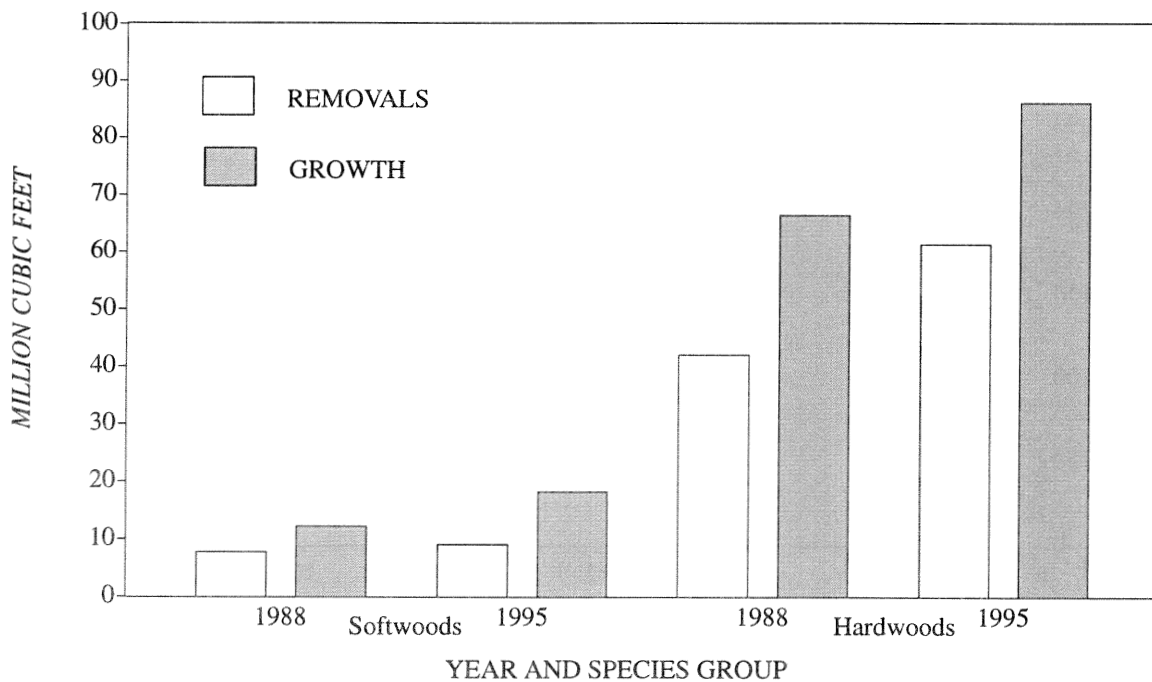


Figure 4.—Average annual removals and average net annual growth of live trees on timberland by species group, Arkansas Delta, 1988 and 1995.

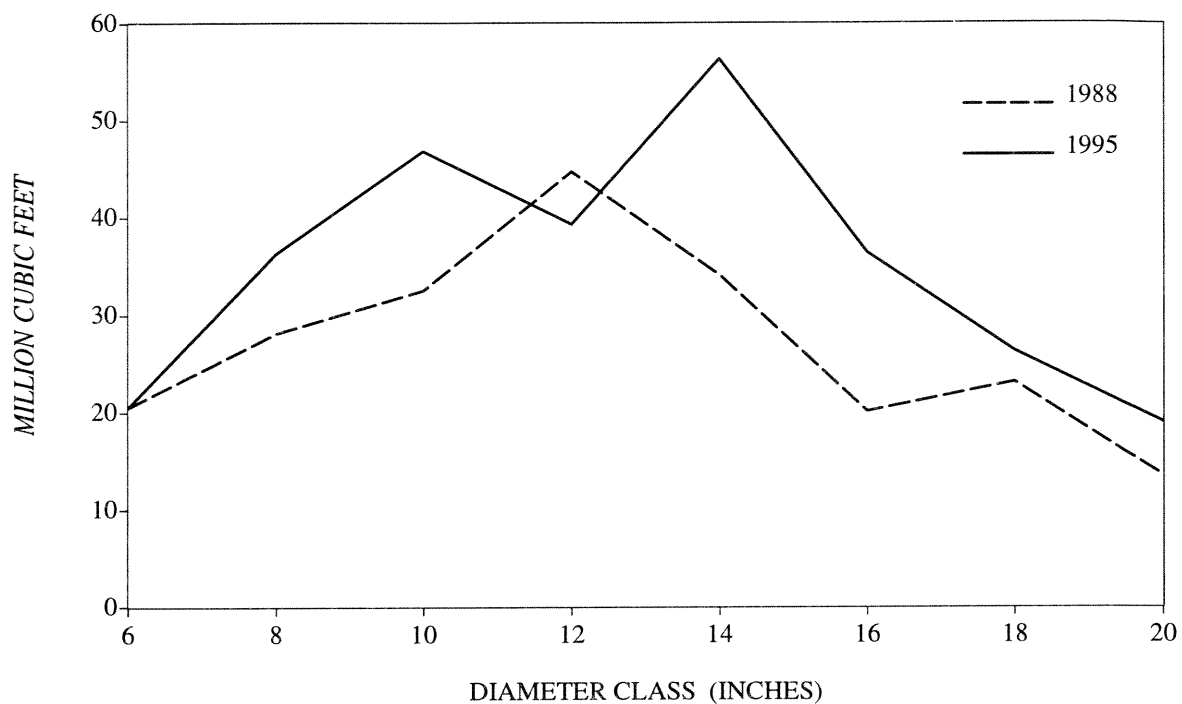


Figure 5.—Volume of live softwood trees on timberland by diameter class, Arkansas Delta, 1988 and 1995.

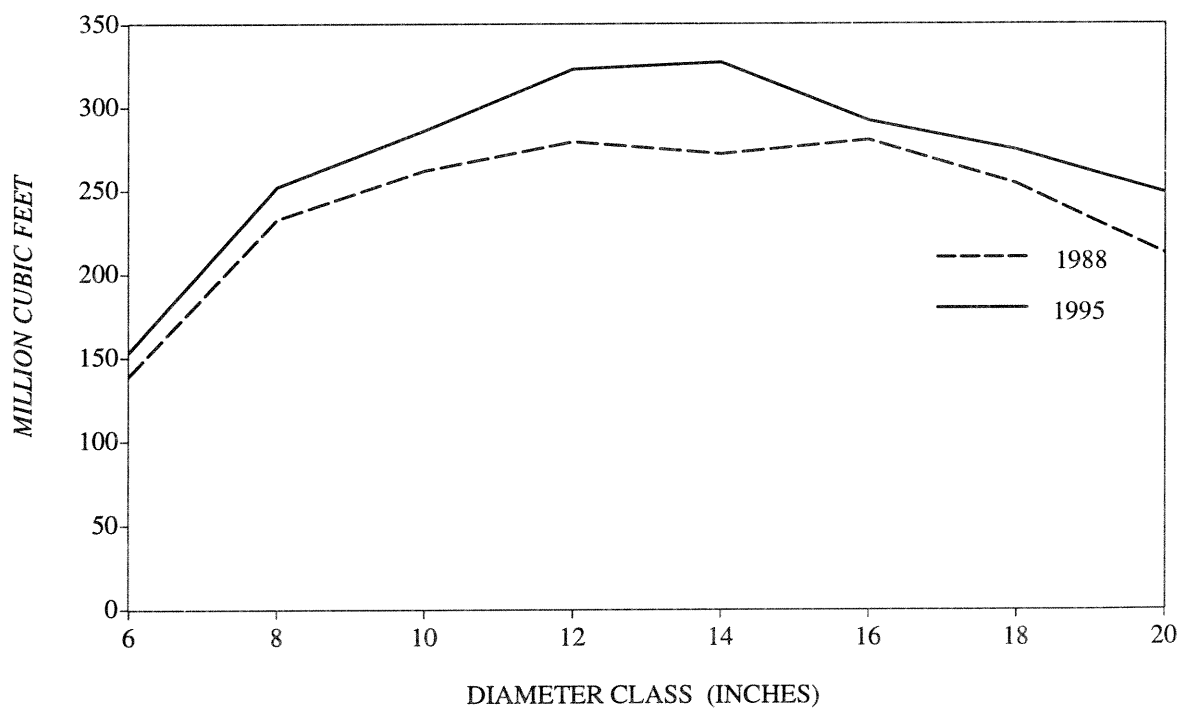


Figure 6.—Volume of live hardwood trees on timberland by diameter class, Arkansas Delta, 1988 and 1995.

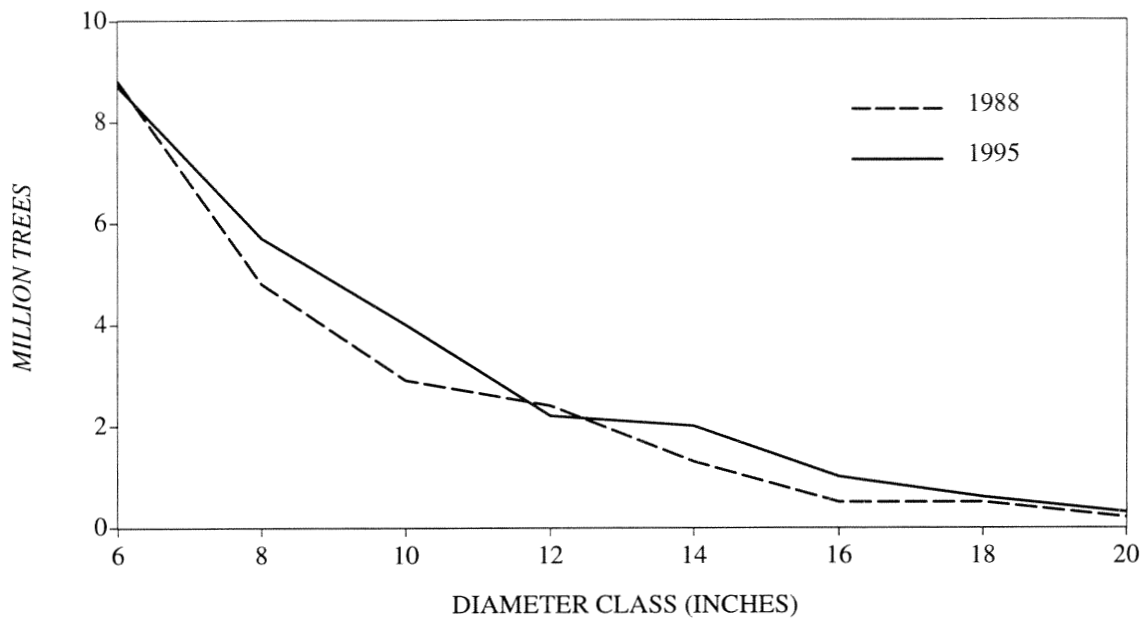


Figure 7.—Number of live softwood trees on timberland by diameter class, Arkansas Delta, 1988 and 1995.

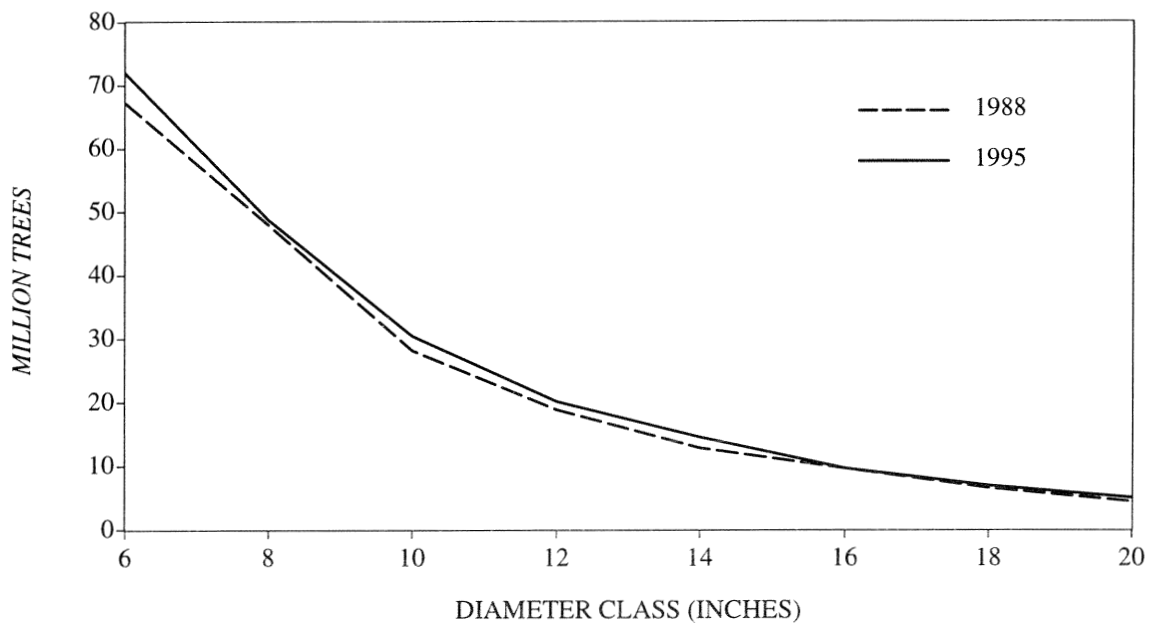


Figure 8.—Number of live hardwood trees on timberland by diameter class, Arkansas Delta, 1988 and 1995.





**Rosson, James F., Jr.; Hartsell, Andrew J.; London, Jack D.** 1997. Forest statistics for Arkansas' Delta counties—1995. Resour. Bull. SRS-11. Asheville, NC: U.S. Department of Agriculture, Forest Service, Southern Research Station. 43 p.

Tabulates forest resource information from a new inventory of the Delta counties of Arkansas.

**Keywords:** Area, forest type, ownership, stand size, volume.



The United States Department of Agriculture (USDA) prohibits discrimination in its programs on the basis of race, color, national origin, sex, religion, age, disability, political beliefs, and marital or familial status. (Not all prohibited bases apply to all programs). Persons with disabilities who require alternative means for communication of program information (braille, large print, audiotape, etc.) should contact the USDA Office of Communications at (202) 720-5881.

To file a complaint, write the Secretary of Agriculture, U.S. Department of Agriculture, Washington, DC 20250, or call 1-800-245-6340. USDA is an equal employment opportunity employer.

United States  
Department of Agriculture

Forest Service

**Southern Research  
Station**

P.O. Box 2680  
200 Weaver Blvd.  
Asheville, NC 28802

OFFICIAL BUSINESS  
Penalty for Private Use \$300

