

Coweeta Climate Station 01

Air Temperature: Monthly Mean F

| Year | Jan | Feb | Mar | Apr | May | Jun | Jul | Aug | Sep | Oct | Nov | Dec | CY-Ave | Dorm | Grow | M-A WY | N-O WY |
|------|------|------|------|------|------|------|------|------|------|------|------|------|--------|------|------|--------|--------|
| Nr | 72 | 72 | 72 | 73 | 73 | 73 | 73 | 73 | 73 | 73 | 73 | 73 | 72 | 72 | 73 | 72 | 72 |
| Ave | 38.4 | 40.8 | 47.2 | 55.0 | 61.9 | 68.3 | 71.4 | 70.8 | 65.3 | 55.9 | 46.7 | 39.9 | 55.1 | 44.6 | 65.6 | 55.1 | 55.1 |
| Min | 24.8 | 31.3 | 35.1 | 49.9 | 56.2 | 63.3 | 67.3 | 67.2 | 61.2 | 49.8 | 40.7 | 31.0 | 52.4 | 40.2 | 62.8 | 52.0 | 52.0 |
| Max | 51.6 | 47.9 | 55.0 | 60.3 | 66.9 | 73.2 | 74.9 | 76.0 | 69.2 | 61.5 | 56.5 | 47.2 | 57.9 | 48.6 | 68.4 | 58.0 | 58.5 |
| 2009 | 37.8 | 40.1 | 49.2 | 55.6 | 64.4 | 71.7 | 69.2 | | | | | | | | | | |
| 2008 | 37.0 | 44.3 | 47.7 | 57.7 | 63.3 | 71.4 | 73.4 | 72.0 | 67.8 | 55.6 | 44.7 | 44.2 | 56.6 | 46.4 | 67.3 | 57.4 | 56.8 |
| 2007 | 41.3 | 39.2 | 54.2 | 54.3 | 64.0 | 70.5 | 71.0 | 76.0 | 68.3 | 60.6 | 46.4 | 45.5 | 57.6 | 47.0 | 68.4 | 56.9 | 57.7 |
| 2006 | 44.1 | 40.6 | 49.1 | 60.3 | 62.5 | 68.8 | 73.9 | 74.9 | 64.9 | 55.4 | 49.0 | 44.3 | 57.3 | 47.0 | 66.7 | 57.5 | 56.9 |
| 2005 | 42.7 | 42.9 | 47.2 | 54.6 | 61.1 | 69.8 | 74.1 | 74.3 | 68.6 | 59.5 | 49.7 | 38.2 | 56.9 | 46.3 | 67.9 | 57.0 | 57.1 |
| 2004 | 39.9 | 40.9 | 51.2 | 56.5 | 66.6 | 70.3 | 72.3 | 70.3 | 66.6 | 60.4 | 51.4 | 39.1 | 57.1 | 46.8 | 67.8 | 56.7 | 57.3 |
| 2003 | 36.3 | 42.0 | 52.5 | 57.5 | 64.4 | 68.4 | 71.5 | 73.2 | 65.5 | 56.2 | 53.8 | 38.5 | 56.7 | 45.6 | 66.5 | 57.0 | 56.1 |
| 2002 | 42.2 | 42.1 | 49.9 | 60.0 | 62.7 | 70.3 | 73.8 | 72.7 | 69.2 | 61.4 | 45.1 | 40.1 | 57.5 | 48.6 | 68.4 | 57.3 | 58.5 |
| 2001 | 37.5 | 45.7 | 45.5 | 58.0 | 63.1 | 69.0 | 72.7 | 73.0 | 64.2 | 53.8 | 51.9 | 45.4 | 56.7 | 44.4 | 66.0 | 55.9 | 55.2 |
| 2000 | 39.5 | 45.6 | 51.3 | 55.4 | 66.5 | 70.1 | 72.9 | 71.8 | 66.2 | 57.1 | 46.1 | 33.7 | 56.4 | 47.5 | 67.4 | 57.3 | 57.5 |
| 1999 | 42.5 | 43.7 | 44.7 | 59.9 | 62.5 | 69.8 | 74.6 | 73.5 | 65.5 | 57.2 | 51.2 | 41.9 | 57.3 | 47.6 | 67.2 | 58.0 | 57.4 |
| 1998 | 42.9 | 44.3 | 46.9 | 55.6 | 66.9 | 71.1 | 73.1 | 71.7 | 68.6 | 58.5 | 49.7 | 45.3 | 57.9 | 45.4 | 68.3 | 55.1 | 56.8 |
| 1997 | 39.0 | 44.9 | 53.4 | 52.5 | 59.1 | 66.9 | 72.6 | 68.7 | 65.4 | 56.2 | 43.2 | 39.3 | 55.1 | 46.0 | 64.8 | 55.9 | 55.4 |
| 1996 | 36.2 | 41.6 | 42.7 | 53.8 | 64.7 | 68.4 | 71.5 | 70.3 | 63.2 | 56.4 | 44.2 | 41.9 | 54.6 | 42.8 | 65.8 | 54.5 | 54.3 |
| 1995 | 39.1 | 38.3 | 50.9 | 56.9 | 62.8 | 67.3 | 72.6 | 73.1 | 65.0 | 56.2 | 44.8 | 37.7 | 55.4 | 46.5 | 66.2 | 55.7 | 56.3 |
| 1994 | 33.7 | 42.1 | 49.1 | 57.9 | 59.5 | 70.0 | 70.8 | 69.6 | 63.6 | 55.9 | 50.6 | 43.2 | 55.5 | 44.6 | 64.9 | 55.8 | 54.7 |
| 1993 | 44.3 | 39.5 | 43.3 | 52.1 | 62.4 | 69.9 | 74.9 | 72.2 | 66.6 | 55.5 | 46.7 | 38.0 | 55.5 | 44.5 | 66.9 | 54.3 | 55.7 |
| 1992 | 40.2 | 44.9 | 46.4 | 53.9 | 59.0 | 66.6 | 71.8 | 67.9 | 64.9 | 53.9 | 47.5 | 40.4 | 54.8 | 45.7 | 64.0 | 56.4 | 54.9 |
| 1991 | 39.0 | 42.7 | 50.1 | 58.5 | 66.8 | 69.4 | 73.5 | 70.6 | 65.9 | 56.7 | 44.9 | 43.8 | 56.8 | 47.5 | 67.2 | 56.9 | 57.3 |
| 1990 | 43.8 | 47.7 | 51.8 | 54.7 | 62.7 | 69.2 | 71.6 | 71.4 | 65.9 | 56.7 | 49.8 | 44.9 | 57.5 | 46.3 | 66.3 | 55.7 | 56.3 |
| 1989 | 44.1 | 43.2 | 52.2 | 54.4 | 59.0 | 68.3 | 71.9 | 70.5 | 65.7 | 55.9 | 46.1 | 33.5 | 55.4 | 46.9 | 65.2 | 55.8 | 56.1 |
| 1988 | 32.8 | 38.4 | 46.6 | 55.2 | 59.9 | 67.3 | 70.4 | 73.5 | 66.2 | 51.2 | 48.0 | 39.5 | 54.1 | 43.8 | 64.8 | 54.6 | 54.3 |
| 1987 | 37.1 | 40.7 | 46.3 | 52.1 | 65.2 | 69.1 | 72.0 | 72.2 | 64.1 | 49.8 | 47.9 | 42.1 | 54.9 | 44.7 | 65.4 | 55.6 | 55.0 |
| 1986 | 35.7 | 43.5 | 46.9 | 54.0 | 62.2 | 70.0 | 73.8 | 70.2 | 66.8 | 56.5 | 51.3 | 40.6 | 56.0 | 45.3 | 66.6 | 55.4 | 55.9 |
| 1985 | 31.7 | 38.9 | 48.1 | 55.7 | 61.4 | 67.8 | 70.4 | 69.4 | 62.9 | 60.9 | 56.5 | 35.2 | 54.9 | 44.2 | 65.5 | 54.8 | 54.8 |
| 1984 | 36.0 | 41.3 | 45.3 | 52.5 | 60.0 | 68.9 | 69.4 | 70.1 | 62.8 | 61.5 | 44.2 | 46.3 | 54.9 | 43.1 | 65.5 | 54.4 | 54.3 |
| 1983 | 37.6 | 39.6 | 47.1 | 50.6 | 61.7 | 66.6 | 72.2 | 72.1 | 64.2 | 57.1 | 47.0 | 36.7 | 54.4 | 44.9 | 65.7 | 55.2 | 55.3 |
| 1982 | 35.4 | 44.2 | 51.2 | 52.3 | 64.6 | 67.9 | 72.0 | 69.1 | 63.2 | 56.3 | 48.8 | 45.8 | 55.9 | 44.2 | 65.5 | 54.3 | 54.8 |
| 1981 | 32.8 | 39.8 | 43.9 | 58.6 | 58.5 | 70.4 | 71.8 | 69.1 | 63.1 | 53.9 | 46.2 | 35.7 | 53.7 | 43.4 | 64.5 | 54.6 | 53.9 |
| 1980 | 40.3 | 34.6 | 45.2 | 53.5 | 61.3 | 67.8 | 73.6 | 71.3 | 67.8 | 53.3 | 46.5 | 38.5 | 54.5 | 43.9 | 65.9 | 54.2 | 54.9 |
| 1979 | 34.7 | 36.7 | 48.0 | 54.1 | 61.3 | 65.9 | 68.8 | 69.9 | 66.3 | 54.1 | 48.8 | 41.1 | 54.1 | 44.2 | 64.4 | 54.8 | 54.3 |
| 1978 | 29.4 | 33.0 | 45.1 | 55.4 | 60.6 | 68.0 | 71.6 | 71.2 | 67.1 | 53.6 | 50.8 | 40.9 | 53.9 | 41.5 | 65.4 | 53.7 | 53.4 |
| 1977 | 26.6 | 36.6 | 49.8 | 57.0 | 63.3 | 68.4 | 72.5 | 71.1 | 66.5 | 52.9 | 48.9 | 37.3 | 54.2 | 41.2 | 65.8 | 52.0 | 53.5 |
| 1976 | 33.9 | 46.0 | 50.2 | 55.1 | 58.8 | 66.6 | 69.0 | 69.1 | 61.8 | 51.8 | 40.7 | 36.5 | 53.3 | 45.4 | 62.9 | 55.4 | 54.1 |
| 1975 | 42.1 | 43.8 | 44.0 | 54.1 | 64.7 | 67.3 | 69.8 | 70.0 | 63.9 | 57.3 | 47.6 | 39.3 | 55.3 | 44.8 | 65.5 | 54.5 | 55.2 |
| 1974 | 49.1 | 41.5 | 52.2 | 54.3 | 63.2 | 64.7 | 70.6 | 70.0 | 64.4 | 52.6 | 45.3 | 39.7 | 55.6 | 47.8 | 64.3 | 56.9 | 56.0 |

Coweeta Climate Station 01

Air Temperature: Monthly Mean F

| Year | Jan | Feb | Mar | Apr | May | Jun | Jul | Aug | Sep | Oct | Nov | Dec | CY-Ave | Dorm | Grow | M-A WY | N-O WY |
|------|------|------|------|------|------|------|------|------|------|------|------|------|--------|------|------|--------|--------|
| Nr | 72 | 72 | 72 | 73 | 73 | 73 | 73 | 73 | 73 | 73 | 73 | 73 | 72 | 72 | 73 | 72 | 72 |
| Ave | 38.4 | 40.8 | 47.2 | 55.0 | 61.9 | 68.3 | 71.4 | 70.8 | 65.3 | 55.9 | 46.7 | 39.9 | 55.1 | 44.6 | 65.6 | 55.1 | 55.1 |
| Min | 24.8 | 31.3 | 35.1 | 49.9 | 56.2 | 63.3 | 67.3 | 67.2 | 61.2 | 49.8 | 40.7 | 31.0 | 52.4 | 40.2 | 62.8 | 52.0 | 52.0 |
| Max | 51.6 | 47.9 | 55.0 | 60.3 | 66.9 | 73.2 | 74.9 | 76.0 | 69.2 | 61.5 | 56.5 | 47.2 | 57.9 | 48.6 | 68.4 | 58.0 | 58.5 |
| 1973 | 38.1 | 38.4 | 51.6 | 51.8 | 59.0 | 68.8 | 71.9 | 70.4 | 68.2 | 57.5 | 49.7 | 40.2 | 55.5 | 45.3 | 66.0 | 55.0 | 55.6 |
| 1972 | 42.2 | 38.7 | 45.8 | 55.2 | 59.9 | 65.0 | 70.2 | 70.4 | 67.4 | 54.6 | 45.5 | 46.5 | 55.1 | 45.8 | 64.6 | 56.1 | 55.2 |
| 1971 | 37.2 | 39.0 | 43.0 | 53.8 | 59.7 | 69.7 | 70.2 | 69.9 | 68.0 | 60.5 | 45.8 | 47.0 | 55.3 | 43.3 | 66.3 | 54.7 | 54.8 |
| 1970 | 30.2 | 38.7 | 45.8 | 57.0 | 62.3 | 67.0 | 70.6 | 71.1 | 68.3 | 56.7 | 44.4 | 42.4 | 54.5 | 41.8 | 66.0 | 53.6 | 53.9 |
| 1969 | 36.1 | 37.8 | 39.7 | 55.7 | 61.1 | 69.9 | 72.7 | 68.7 | 64.2 | 55.6 | 44.1 | 35.2 | 53.4 | 41.5 | 65.4 | 52.8 | 53.4 |
| 1968 | 37.2 | 32.7 | 46.0 | 54.8 | 59.2 | 66.8 | 70.4 | 71.6 | 62.2 | 54.6 | 43.6 | 35.8 | 52.9 | 42.9 | 64.1 | 52.9 | 53.5 |
| 1967 | 40.2 | 37.5 | 51.3 | 58.3 | 60.3 | 66.7 | 67.3 | 67.6 | 61.2 | 53.9 | 42.9 | 43.9 | 54.3 | 45.8 | 62.8 | 54.9 | 54.3 |
| 1966 | 34.5 | 38.8 | 45.2 | 53.3 | 61.0 | 65.7 | 70.5 | 69.8 | 63.5 | 53.9 | 47.4 | 39.9 | 53.6 | 43.5 | 64.1 | 54.5 | 53.8 |
| 1965 | 38.7 | 39.1 | 44.5 | 58.6 | 64.1 | 66.9 | 70.8 | 70.0 | 67.1 | 54.1 | 48.0 | 41.2 | 55.3 | 45.4 | 65.5 | 54.9 | 55.5 |
| 1964 | 37.5 | 34.5 | 45.0 | 54.9 | 61.9 | 69.3 | 69.8 | 69.8 | 64.2 | 51.5 | 48.8 | 42.9 | 54.2 | 41.5 | 64.4 | 53.0 | 52.9 |
| 1963 | 33.9 | 34.7 | 49.5 | 56.2 | 60.8 | 67.0 | 68.6 | 69.5 | 64.4 | 56.7 | 45.2 | 31.7 | 53.2 | 42.5 | 64.5 | 54.0 | 53.5 |
| 1962 | 37.9 | 46.1 | 43.7 | 50.8 | 65.8 | 67.4 | 70.5 | 69.6 | 63.7 | 56.3 | 44.9 | 35.9 | 54.4 | 44.8 | 65.6 | 54.3 | 55.2 |
| 1961 | 33.3 | 44.8 | 48.8 | 49.9 | 58.6 | 65.7 | 69.1 | 69.4 | 66.7 | 53.5 | 50.5 | 39.6 | 54.2 | 42.5 | 63.8 | 54.0 | 53.2 |
| 1960 | 39.0 | 37.2 | 35.1 | 55.8 | 59.0 | 68.0 | 71.6 | 71.3 | 65.9 | 56.5 | 45.6 | 32.8 | 53.2 | 42.3 | 65.4 | 54.1 | 53.8 |
| 1959 | 36.5 | 41.8 | 43.6 | 55.1 | 63.9 | 66.3 | 70.6 | 70.8 | 65.1 | 58.3 | 45.3 | 41.2 | 54.9 | 43.7 | 65.8 | 54.5 | 54.8 |
| 1958 | 32.6 | 31.3 | 43.2 | 54.1 | 62.8 | 69.0 | 71.3 | 70.5 | 64.2 | 54.6 | 48.9 | 36.2 | 53.2 | 41.4 | 65.4 | 53.3 | 53.4 |
| 1957 | 41.2 | 47.9 | 45.3 | 57.0 | 63.4 | 70.1 | 71.0 | 68.9 | 66.4 | 51.8 | 46.8 | 40.2 | 55.8 | 47.2 | 65.3 | 56.2 | 56.2 |
| 1956 | 36.3 | 45.2 | 46.5 | 52.6 | 63.3 | 66.4 | 70.7 | 70.6 | 62.9 | 57.4 | 44.7 | 47.2 | 55.3 | 43.7 | 65.2 | 54.6 | 54.5 |
| 1955 | 36.8 | 41.3 | 49.7 | 58.1 | 63.2 | 63.3 | 72.0 | 72.6 | 67.4 | 54.5 | 44.6 | 37.2 | 55.1 | 44.2 | 65.5 | 54.6 | 54.9 |
| 1954 | 40.6 | 42.9 | 45.2 | 58.9 | 56.2 | 67.5 | 72.9 | 71.4 | 66.4 | 55.2 | 42.1 | 37.2 | 54.7 | 44.9 | 64.9 | 55.2 | 54.9 |
| 1953 | 40.5 | 42.0 | 48.5 | 52.1 | 65.2 | 69.8 | 69.9 | 68.4 | 63.0 | 55.9 | 44.2 | 37.8 | 54.8 | 44.2 | 65.4 | 54.8 | 54.8 |
| 1952 | 44.1 | 43.0 | 47.6 | 56.0 | 62.8 | 73.2 | 71.8 | 70.0 | 63.0 | 51.6 | 44.5 | 37.4 | 55.4 | 45.6 | 65.4 | 55.6 | 55.5 |
| 1951 | 38.7 | 42.2 | 47.2 | 52.4 | 59.6 | 68.3 | 70.9 | 72.1 | 65.8 | 57.6 | 42.1 | 40.6 | 54.8 | 43.1 | 65.7 | 54.0 | 54.4 |
| 1950 | 50.7 | 44.0 | 44.2 | 51.2 | 63.7 | 67.6 | 69.0 | 67.2 | 63.0 | 59.1 | 42.5 | 35.3 | 54.8 | 46.0 | 64.9 | 56.0 | 55.4 |
| 1949 | 48.0 | 46.4 | 46.6 | 52.6 | 61.6 | 68.1 | 73.1 | 70.7 | 62.0 | 60.8 | 43.7 | 41.9 | 56.3 | 47.7 | 66.1 | 56.1 | 56.9 |
| 1948 | 33.5 | 44.8 | 50.5 | 57.7 | 61.0 | 68.7 | 71.2 | 68.9 | 64.2 | 52.5 | 50.0 | 42.5 | 55.5 | 45.3 | 64.4 | 55.6 | 54.8 |
| 1947 | 44.6 | 32.0 | 39.3 | 57.8 | 60.9 | 67.2 | 67.7 | 73.0 | 67.1 | 60.0 | 45.0 | 40.1 | 54.6 | 44.6 | 66.0 | 54.7 | 55.3 |
| 1946 | 40.0 | 41.5 | 52.3 | 57.1 | 61.2 | 67.1 | 71.3 | 68.7 | 64.3 | 55.9 | 51.6 | 42.4 | 56.1 | 45.3 | 64.8 | 55.3 | 55.0 |
| 1945 | 37.9 | 43.9 | 55.0 | 57.0 | 59.6 | 68.1 | 71.9 | 70.1 | 68.0 | 54.5 | 47.3 | 33.6 | 55.6 | 45.8 | 65.4 | 55.7 | 55.6 |
| 1944 | 38.8 | 44.2 | 46.6 | 53.2 | 62.6 | 69.5 | 69.8 | 69.9 | 66.9 | 54.7 | 44.5 | 36.7 | 54.8 | 44.3 | 65.6 | 55.1 | 54.9 |
| 1943 | 41.9 | 40.2 | 43.2 | 53.0 | 64.6 | 72.0 | 71.2 | 72.2 | 62.5 | 53.1 | 43.6 | 39.2 | 54.7 | 44.1 | 65.9 | 54.7 | 55.0 |
| 1942 | 36.9 | 33.4 | 44.5 | 55.6 | 61.6 | 69.9 | 71.5 | 68.9 | 64.5 | 55.8 | 46.8 | 39.4 | 54.1 | 42.7 | 65.4 | 55.0 | 54.0 |
| 1941 | 38.9 | 34.9 | 41.4 | 55.7 | 61.1 | 70.2 | 72.9 | 72.7 | 67.6 | 59.5 | 44.2 | 41.5 | 55.1 | 43.1 | 67.3 | 53.4 | 55.2 |
| 1940 | 24.8 | 37.6 | 44.0 | 52.1 | 58.3 | 67.0 | 69.1 | 69.9 | 63.0 | 55.3 | 45.0 | 42.7 | 52.4 | 40.2 | 63.8 | 53.1 | 52.0 |
| 1939 | 39.9 | 44.0 | 48.9 | 52.7 | 59.9 | 70.5 | 71.4 | 69.7 | 66.8 | 57.4 | 43.6 | 38.9 | 55.3 | 45.2 | 66.0 | 55.4 | 55.6 |
| 1938 | 38.5 | 46.0 | 51.6 | 54.6 | 62.0 | 66.9 | 70.7 | 72.8 | 65.7 | 55.8 | 47.0 | 38.6 | 55.9 | 45.3 | 65.7 | 55.3 | 55.5 |
| 1937 | 51.6 | 39.0 | 45.3 | 53.2 | 62.0 | 69.6 | 70.8 | 71.6 | 64.4 | 53.4 | 43.3 | 37.9 | 55.2 | 46.5 | 65.3 | 57.0 | 55.9 |

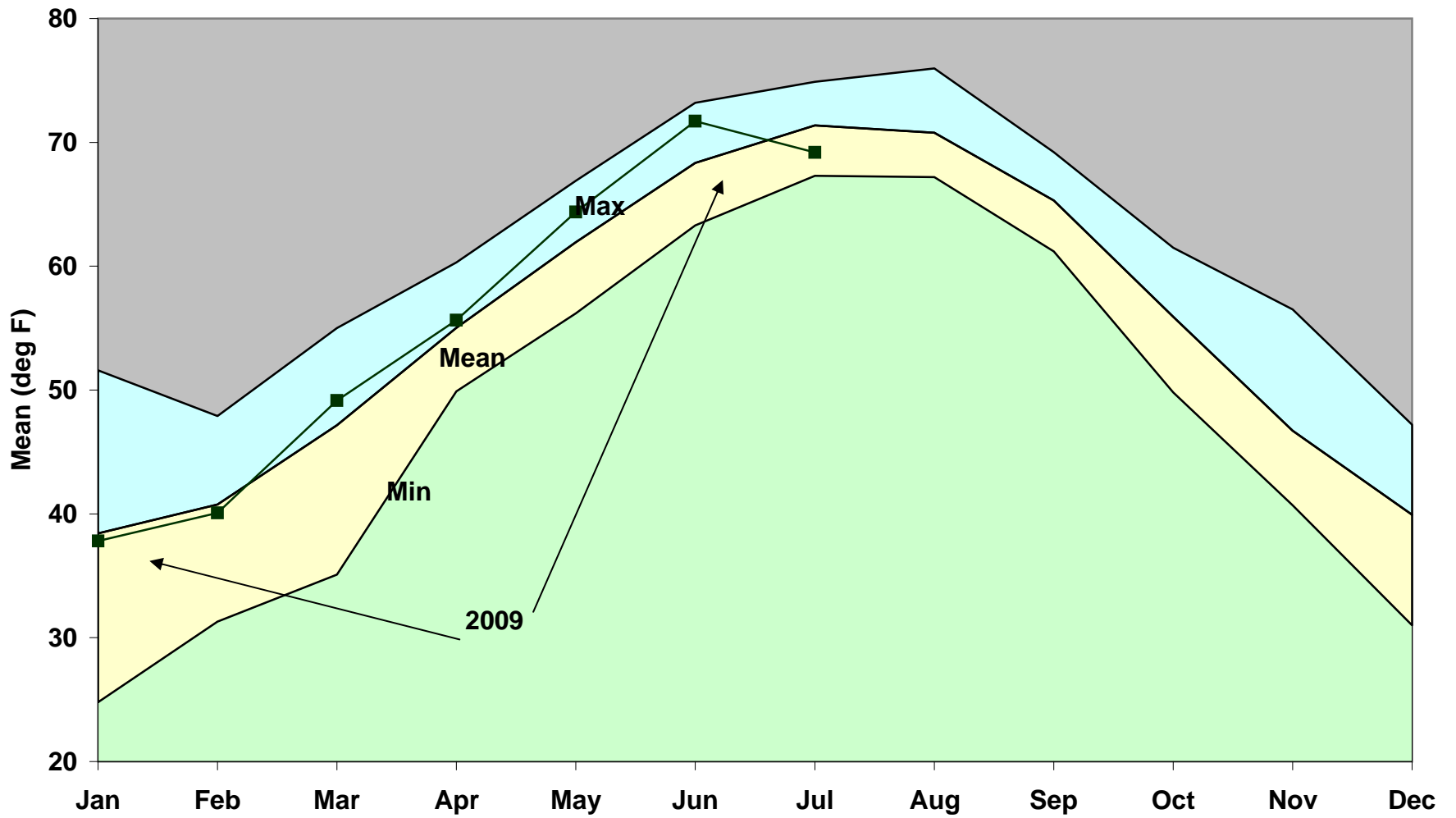
Coweeta Climate Station 01

Air Temperature: Monthly Mean F

| Year | Jan | Feb | Mar | Apr | May | Jun | Jul | Aug | Sep | Oct | Nov | Dec | CY-Ave | Dorm | Grow | M-A WY | N-O WY |
|------|------|------|------|------|------|------|------|------|------|------|------|------|--------|------|------|--------|--------|
| Nr | 72 | 72 | 72 | 73 | 73 | 73 | 73 | 73 | 73 | 73 | 73 | 73 | 72 | 72 | 73 | 72 | 72 |
| Ave | 38.4 | 40.8 | 47.2 | 55.0 | 61.9 | 68.3 | 71.4 | 70.8 | 65.3 | 55.9 | 46.7 | 39.9 | 55.1 | 44.6 | 65.6 | 55.1 | 55.1 |
| Min | 24.8 | 31.3 | 35.1 | 49.9 | 56.2 | 63.3 | 67.3 | 67.2 | 61.2 | 49.8 | 40.7 | 31.0 | 52.4 | 40.2 | 62.8 | 52.0 | 52.0 |
| Max | 51.6 | 47.9 | 55.0 | 60.3 | 66.9 | 73.2 | 74.9 | 76.0 | 69.2 | 61.5 | 56.5 | 47.2 | 57.9 | 48.6 | 68.4 | 58.0 | 58.5 |
| 1936 | 33.6 | 36.3 | 47.8 | 54.7 | 63.6 | 69.7 | 73.2 | 71.7 | 68.7 | 58.8 | 45.8 | 43.9 | 55.7 | 42.0 | 67.6 | 53.9 | 54.8 |
| 1935 | | | | 55.5 | 61.9 | 66.9 | 72.0 | 71.9 | 65.9 | 55.8 | 48.7 | 31.0 | | | 65.7 | | |

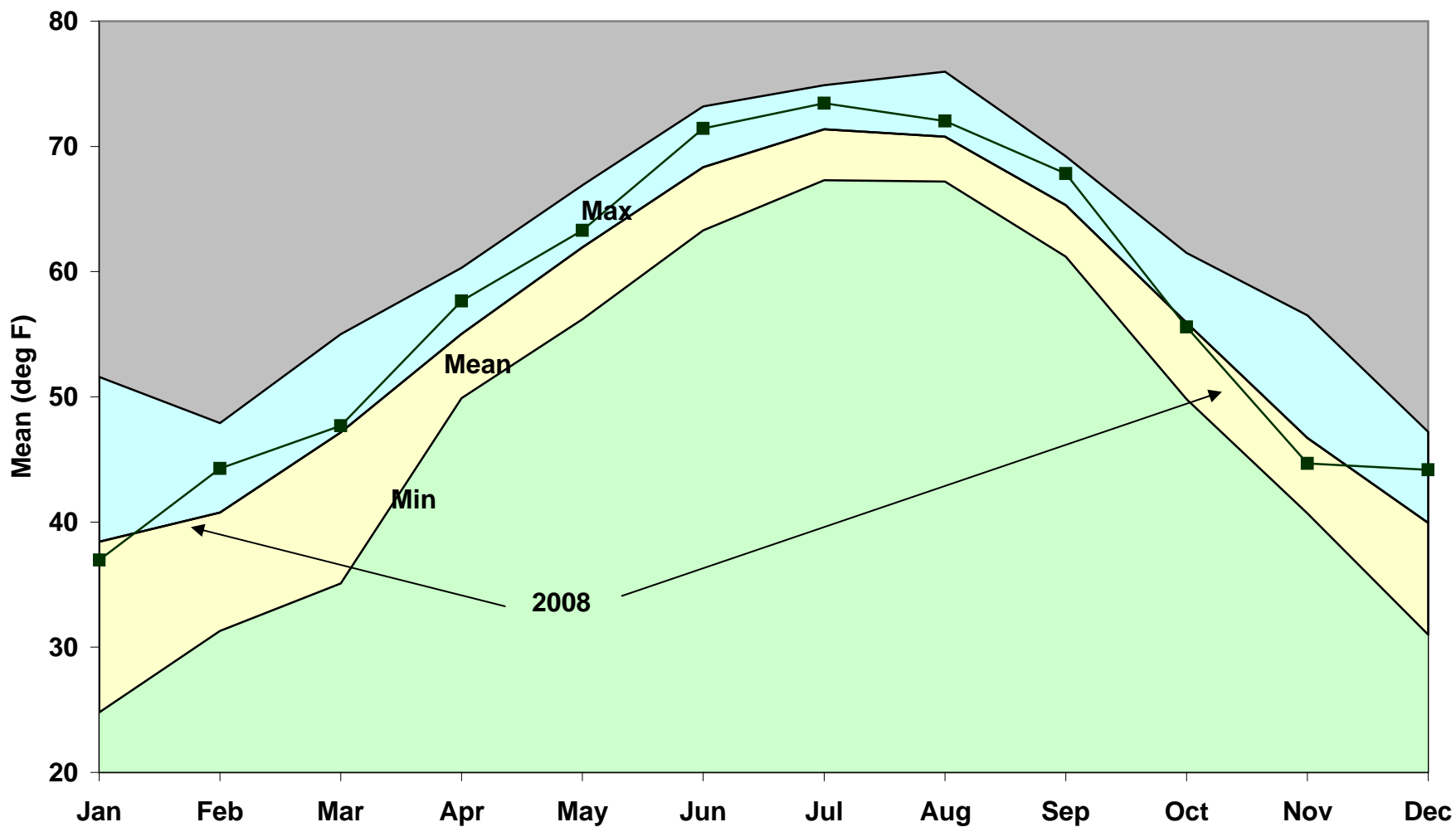
Monthly Air Temperatures at Coweeta CS01

Means, Extremes, and 2009 values

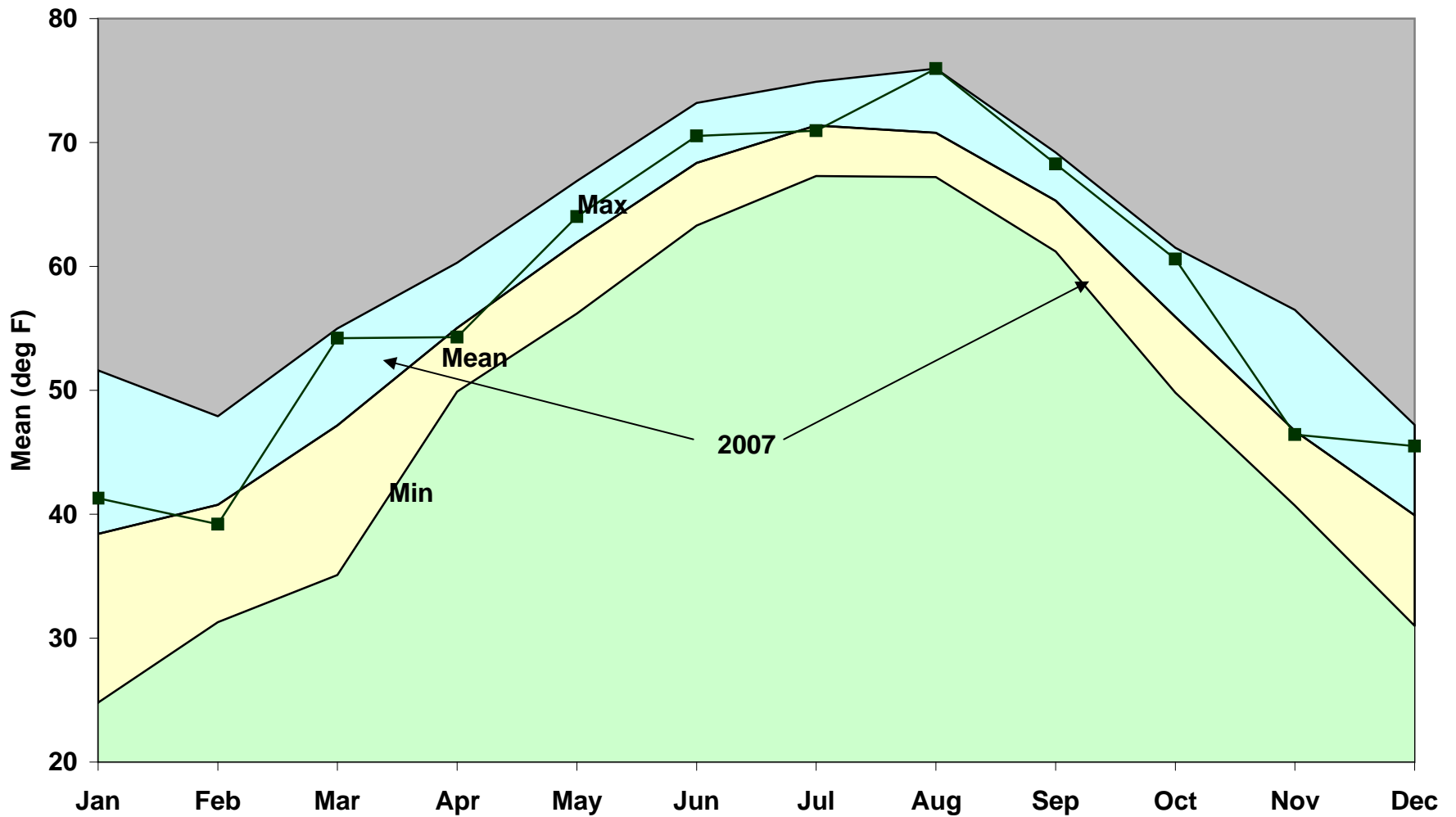


Monthly Air Temperatures at Coweeta CS01

Means, Extremes, and 2008 values

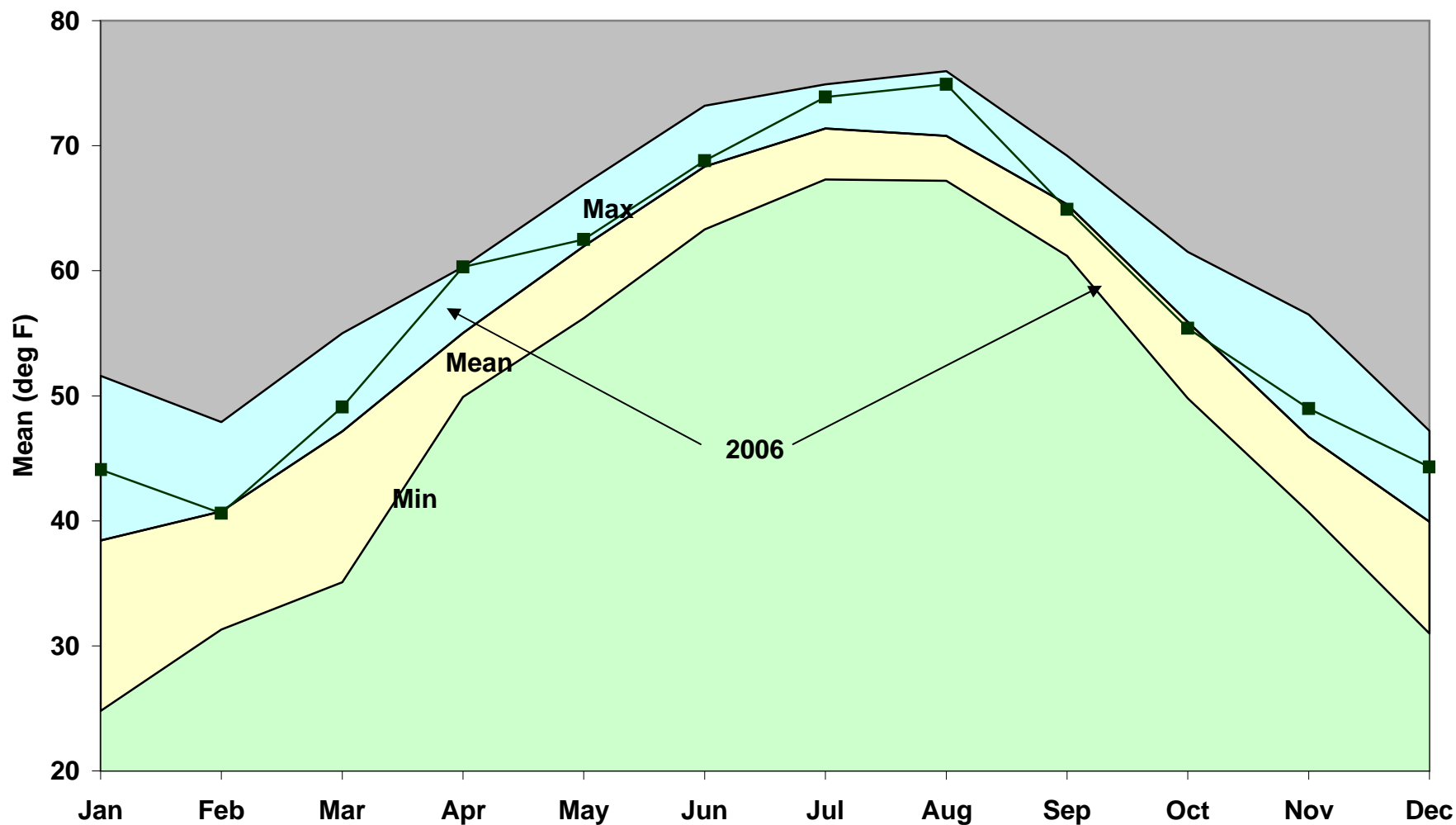


Monthly Air Temperatures at Coweeta CS01
Means, Extremes, and 2007 values



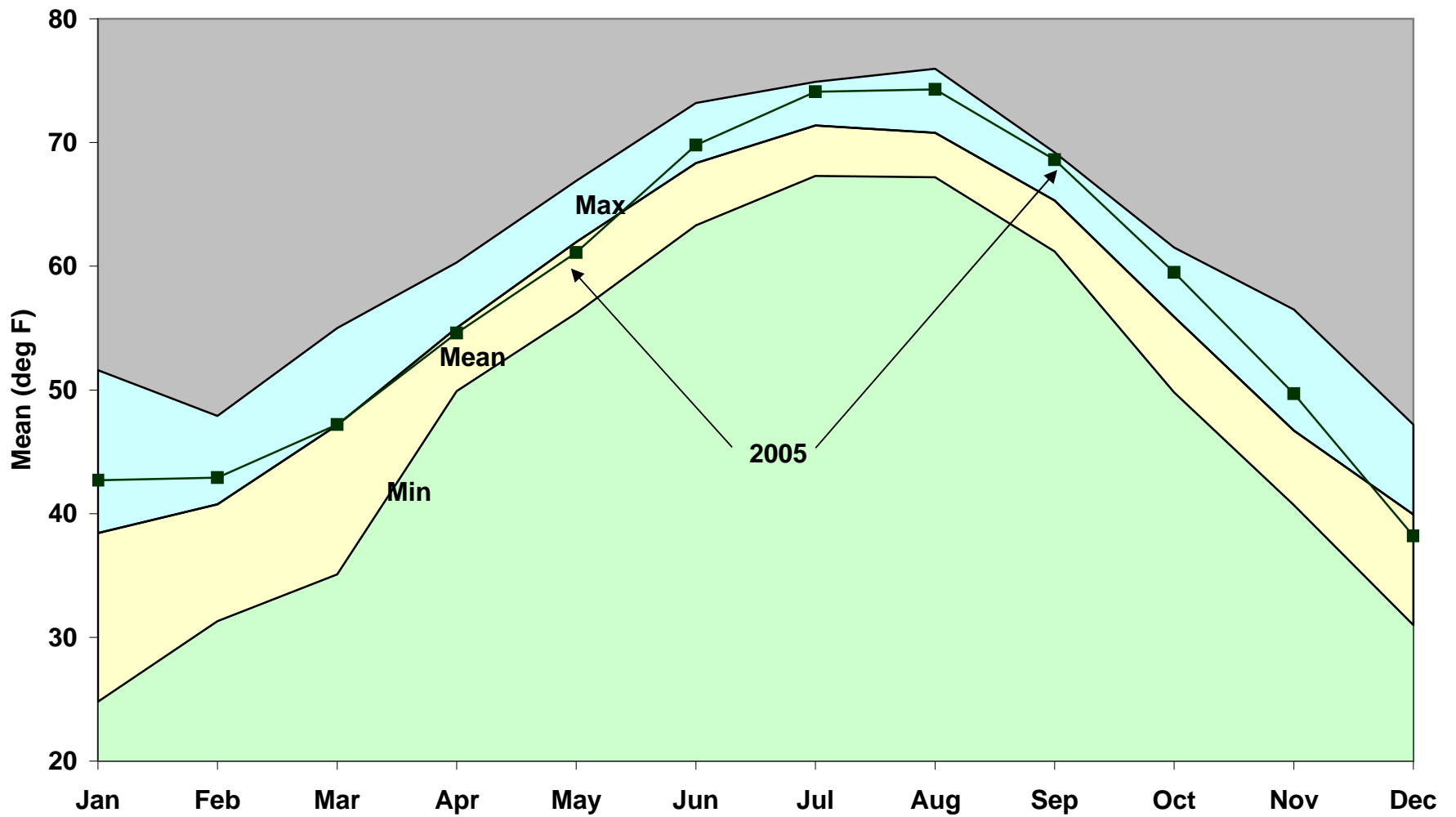
Monthly Air Temperatures at Coweeta CS01

Means, Extremes, and 2006 values



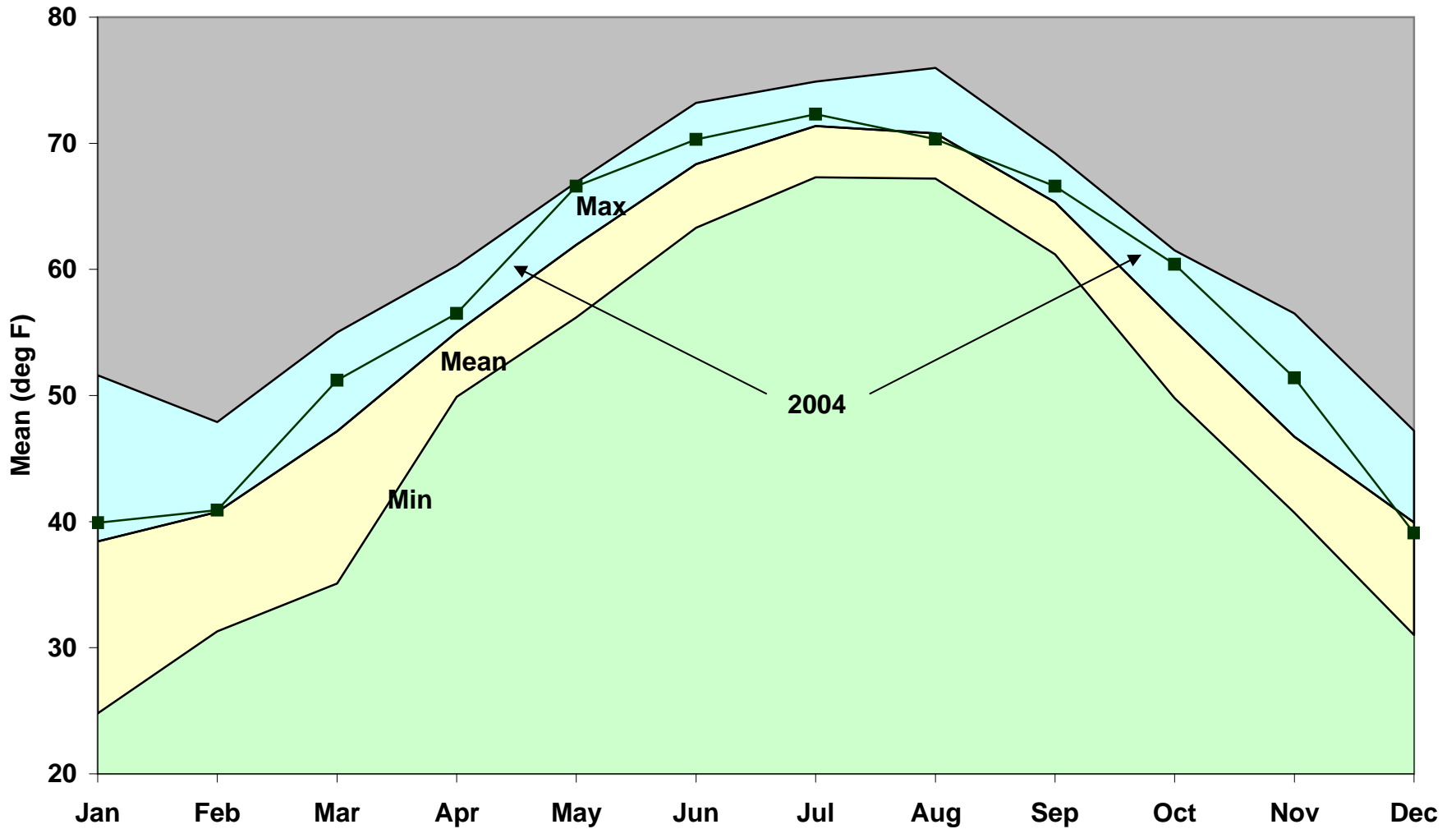
Monthly Air Temperatures at Coweeta CS01

Means, Extremes, and 2005 values

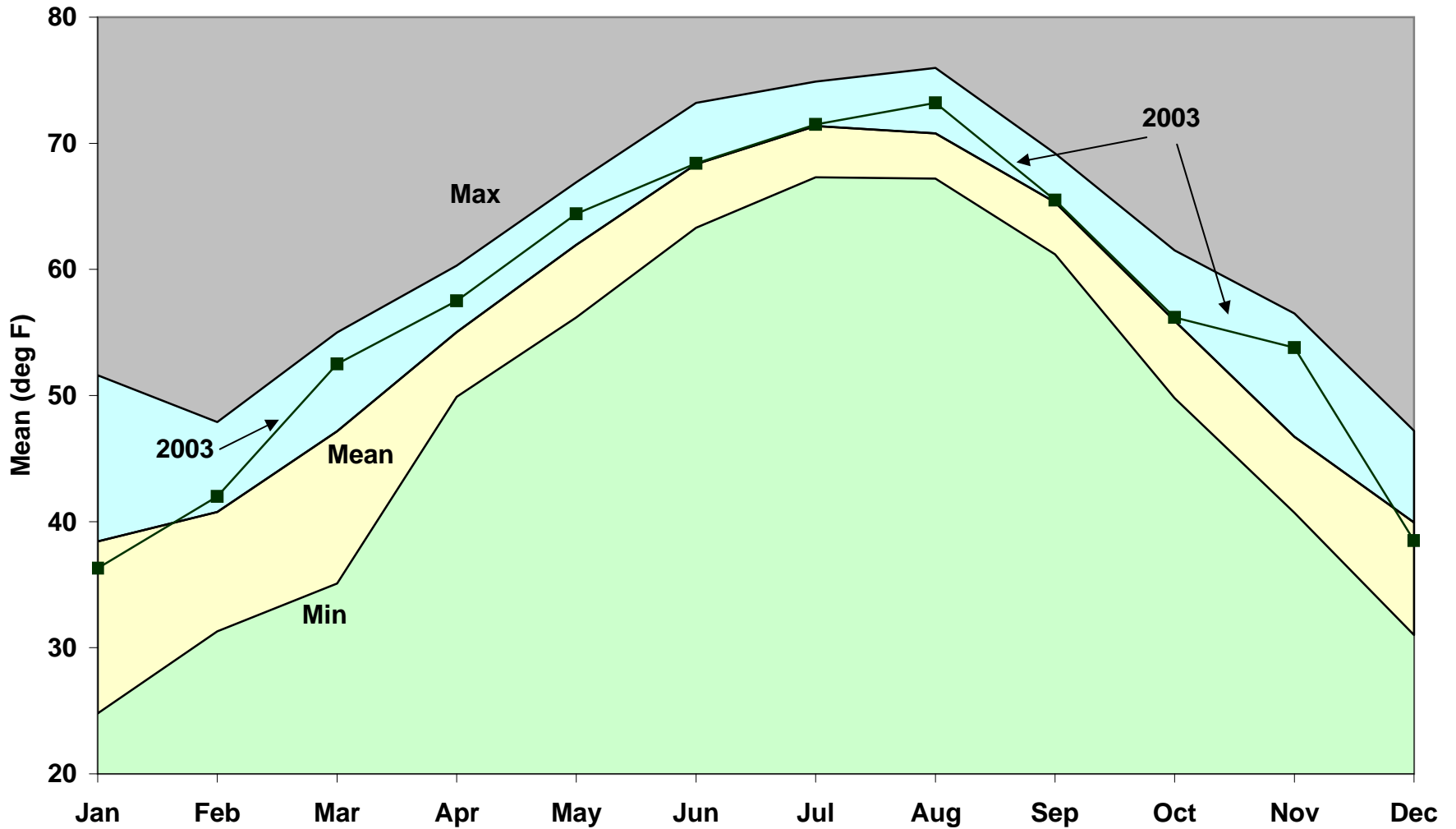


Monthly Air Temperatures at Coweeta CS01

Means, Extremes, and 2004 values

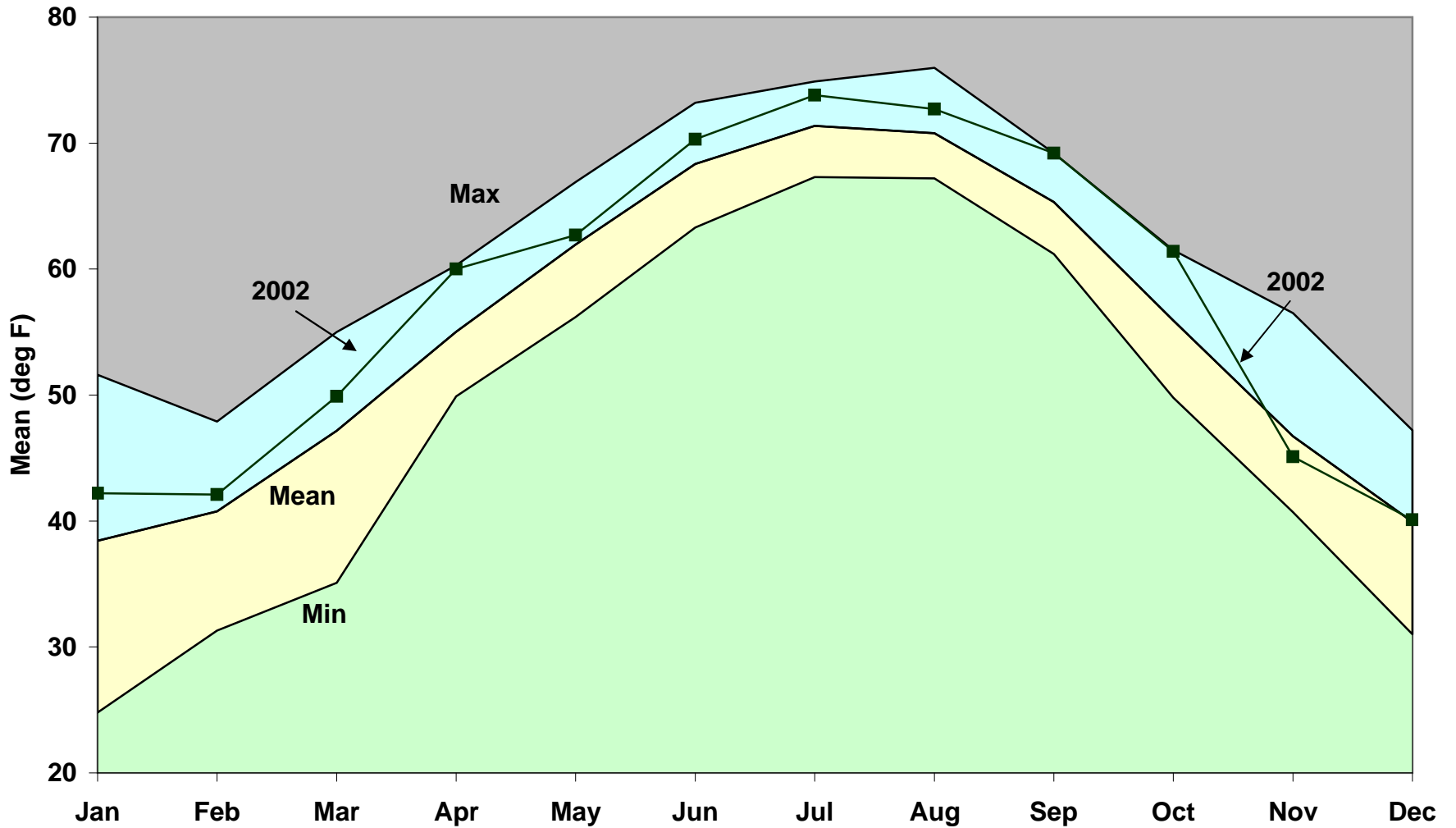


Monthly Air Temperatures at Coweeta CS01
Means, Extremes, and 2003 values

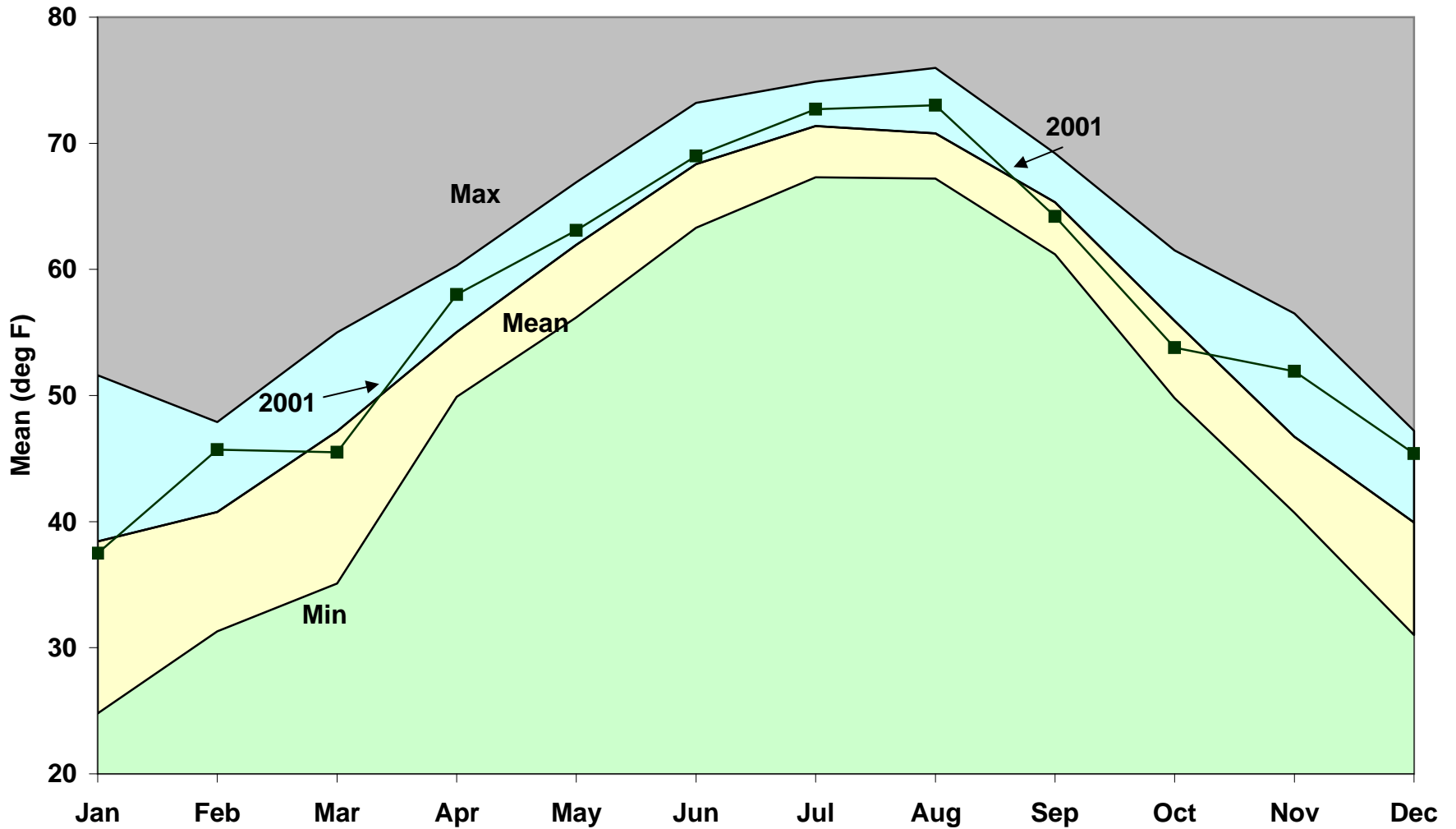


Monthly Air Temperatures at Coweeta CS01

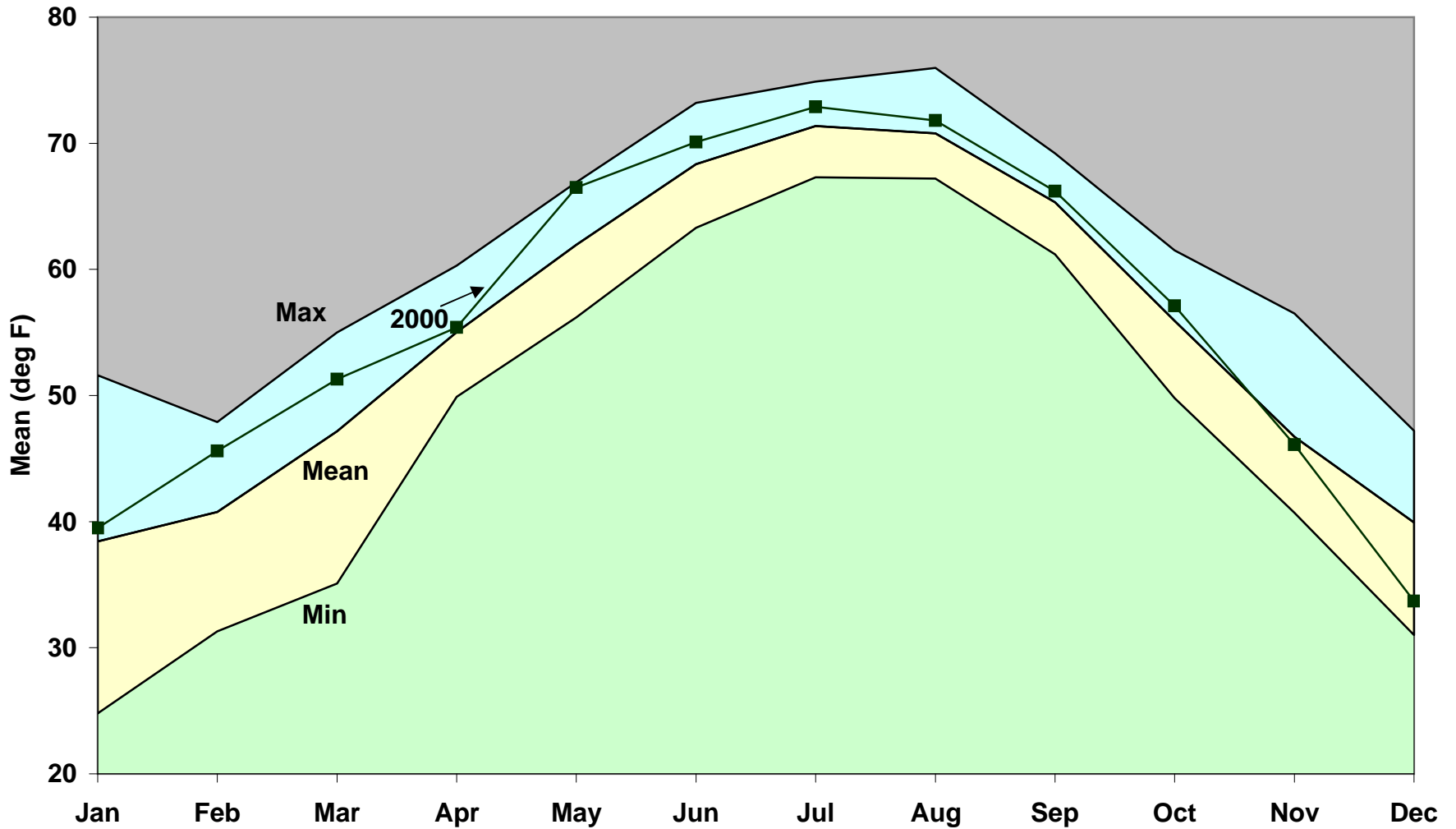
Means, Extremes, and 2002 values



Monthly Air Temperatures at Coweeta CS01
Means, Extremes, and 2001 values



Monthly Air Temperatures at Coweeta CS01
Means, Extremes, and 2000 values



Mean Yearly Air Temperature (CY)

